

UNITED STATES
SECURITIES AND EXCHANGE COMMISSION
Washington, D.C. 20549

FORM 10-K

- ANNUAL REPORT PURSUANT TO SECTION 13 OR 15(d) OF THE
SECURITIES EXCHANGE ACT OF 1934
FOR THE FISCAL YEAR ENDED DECEMBER 31, 2015
OR
 TRANSITION REPORT PURSUANT TO SECTION 13 OR 15(d) OF THE
SECURITIES EXCHANGE ACT OF 1934
Commission File Number 1-34474

CENTURY ALUMINUM COMPANY

(Exact name of registrant as specified in its charter)

Delaware
(State or other jurisdiction of incorporation or organization)

One South Wacker Drive
Suite 1000
Chicago, Illinois
(Address of registrant's principal offices)

13-3070826
(IRS Employer Identification No.)

60606
(Zip Code)

Registrant's telephone number, including area code: (312) 696-3101
Securities registered pursuant to Section 12(b) of the Act:

Title of each class:

Name of each exchange on which registered:

Common Stock, \$0.01 par value per share

NASDAQ Stock Market LLC
(NASDAQ Global Select Market)

Securities registered pursuant to Section 12(g) of the Act: None

Indicate by check mark if the registrant is a well-known seasoned issuer, as defined in Rule 405 of the Securities Act. Yes No

Indicate by check mark if the registrant is not required to file reports pursuant to Section 13 or Section 15(d) of the Act. Yes No

Indicate by check mark whether the registrant (1) has filed all reports required to be filed by Section 13 or 15(d) of the Securities Exchange Act of 1934 during the preceding 12 months (or for such shorter period that the registrant was required to file such reports), and (2) has been subject to such filing requirements for the past 90 days. Yes
No

Indicate by check mark whether the registrant has submitted electronically and posted on its corporate website, if any, every Interactive Data File required to be submitted and posted pursuant to Rule 405 of Regulation S-T (§ 232.405 of this chapter) during the preceding 12 months (or for such shorter period that the registrant was required to submit and post such files). Yes No

Indicate by check mark if disclosure of delinquent filers pursuant to Item 405 of Regulation S-K is not contained herein, and will not be contained, to the best of the registrant's knowledge, in a definitive proxy or information statement incorporated by reference in Part III of this Form 10-K or any amendment to this Form 10-K.

Indicate by check mark whether the registrant is a large accelerated filer, an accelerated filer, a non-accelerated filer, or a smaller reporting company. See the definitions of "large accelerated filer," "accelerated filer" and "smaller reporting company" in Rule 12b-2 of the Exchange Act. (Check one)

Large Accelerated Filer Accelerated Filer Non-Accelerated Filer Smaller Reporting Company
(Do not check if a smaller reporting company)

Indicate by check mark whether the registrant is a shell company (as defined in Rule 12b-2 of the Act). Yes No

Based upon the closing price of the registrant's common stock on the NASDAQ Global Select Market on June 30, 2015, the approximate aggregate market value of the common stock held by non-affiliates of the registrant was approximately \$ 423,000,000. As of February 29, 2016, 87,038,050 shares of common stock of the registrant were issued and outstanding.

Documents Incorporated by Reference:

All or a portion of Items 10 through 14 in Part III of this Form 10-K are incorporated by reference to the Registrant's definitive proxy statement on Schedule 14A for its 2016 Annual Meeting of Stockholders, which will be filed within 120 days after the close of the fiscal year covered by this report on Form 10-K, or if the Registrant's Schedule 14A is not filed within such period, will be included in an amendment to this Report on Form 10-K which will be filed within such 120 day period.

TABLE OF CONTENTS

PAGE

PART I

Item 1	Business	1
Item 1A	Risk Factors	10
Item 1B	Unresolved Staff Comments	20
Item 2	Properties	20
Item 3	Legal Proceedings	21
Item 4	Mine Safety Disclosures	21

PART II

Item 5	Market for Registrant’s Common Equity, Related Stockholder Matters and Issuer Purchases of Equity Securities	21
Item 6	Selected Financial Data	23
Item 7	Management’s Discussion and Analysis of Financial Condition and Results of Operations	25
Item 7A	Quantitative and Qualitative Disclosures about Market Risk	40
Item 8	Financial Statements and Supplementary Data	42
Item 9	Changes in and Disagreements with Accountants on Accounting and Financial Disclosure	97
Item 9A	Controls and Procedures	97
Item 9B	Other Information	98

PART III

Item 10	Directors, Executive Officers and Corporate Governance	99
Item 11	Executive Compensation	99
Item 12	Security Ownership of Certain Beneficial Owners and Management and Related Stockholder Matters	99
Item 13	Certain Relationships and Related Transactions and Director Independence	99
Item 14	Principal Accountant Fees and Services	99

PART IV

Item 15	Exhibits and Financial Statement Schedules	99
	Signatures	104
	Schedule II - Valuation and Qualifying Accounts	106

Forward-Looking Statements

This Annual Report on Form 10-K includes "forward-looking statements" within the meaning of the Private Securities Litigation Reform Act of 1995, which are subject to the "safe harbor" created by section 27A of the Securities Act of 1933, as amended (the "Securities Act"), and section 21E of the Securities Exchange Act of 1934, as amended (the "Exchange Act"). Forward-looking statements are statements about future events and are based on our current expectations. These forward-looking statements may be identified by the words "believe," "expect," "target," "anticipate," "intend," "plan," "seek," "estimate," "potential," "project," "scheduled," "forecast" or words of similar meaning, or future or conditional verbs such as "will," "would," "should," "could," "might," or "may."

Forward-looking statements in this Annual Report and in our other reports with the Securities and Exchange Commission (the "SEC"), for example, may include statements regarding:

- Future global and local financial and economic conditions;
- Our assessment of the aluminum market and aluminum prices (including premiums);
- The future financial and operating performance of the Company, its subsidiaries and its projects;
- Future earnings, operating results and liquidity;
- Future inventory, production, sales, cash costs and capital expenditures;
- Future impairment charges or restructuring costs;
- Our business objectives, strategies and initiatives, including our ability to achieve expected production levels, productivity improvements or cost reductions, and our competitive position and prospects;
- Our plans and expectations with respect to the disposal of our Ravenswood, West Virginia smelter, and the future operation or potential curtailment of our other U.S. assets, including our Hawesville, Mt. Holly and Sebree smelters;
- Our ability to procure alumina, carbon products and other raw materials and our assessment of pricing and costs and other terms relating thereto;
- Our ability to access existing or future financing arrangements;
- Our ability to repay debt in the future, including the E.ON contingent obligation;
- Estimates of our pension and other postretirement liabilities and future payments, property plant and equipment impairment, environmental liabilities and other contingent liabilities and contractual commitments;
- Our ability to successfully manage transmission issues and market power price risk and to control or reduce power costs;
- Our assessment of power pricing and our ability to successfully obtain and/or implement long-term competitive power arrangements for our operations and projects, including at Mt. Holly;
- Negotiations with labor unions representing our employees;
- Our ability to successfully produce value-added products at our smelters;
- Future construction investment and development, including the Helguvik project and our expansion project at Grundartangi, including our ability to secure sufficient amounts of power, future capital expenditures, the costs of completion or cancellation, timing, production capacity and sources of funding;
- Our ability to derive benefit from acquisitions, including the acquisitions of our Mt. Holly and Sebree smelters, and to successfully integrate these operations with the rest of our business;
- The anticipated impact of recent accounting pronouncements or changes in accounting principles;
- Our anticipated tax liabilities, benefits or refunds including the realization of U.S. and certain foreign deferred tax assets;
- Our assessment of the ultimate outcome of outstanding litigation and environmental matters and liabilities relating thereto; and
- The effect of future laws and regulations.

Where we express an expectation or belief as to future events or results, such expectation or belief is expressed in good faith and believed to have a reasonable basis. However, our forward-looking statements are based on current expectations and assumptions that are subject to risks and uncertainties which may cause actual results to differ materially from future results expressed, projected or implied by those forward-looking statements. Important factors that could cause actual results and events to differ from those described in such forward-looking statements can be found in the risk factors and forward-looking statements cautionary language contained in [Item 1A Risk Factors](#) in this Annual Report on Form 10-K, our Quarterly Reports

on Form 10-Q and in other filings made with the SEC. Although we have attempted to identify those material factors that could cause actual results or events to differ from those described in such forward-looking statements, there may be other factors that could cause results or events to differ from those anticipated, estimated or intended. Many of these factors are beyond our ability to control or predict. Given these uncertainties, the reader is cautioned not to place undue reliance on our forward-looking statements. We undertake no obligation to update or revise publicly any forward-looking statements, whether as a result of new information, future events, or otherwise.

PART I

Throughout this Annual Report on Form 10-K, and unless expressly stated otherwise or as the context otherwise requires, "Century Aluminum Company," "Century Aluminum," "Century," the "Company," "we," "us," and "our" refer to Century Aluminum Company and its subsidiaries.

Item 1. Business

Overview

Century Aluminum Company is a global producer of primary aluminum and operates aluminum reduction facilities, or "smelters," in the United States and Iceland. Our primary aluminum facilities produce standard grade and value-added primary aluminum products. Our current annual primary aluminum production capacity is approximately 1,013,000 tonnes per year ("tpy"), of which 267,000 tpy was curtailed as of December 31, 2015. We produced approximately 936,000 tonnes of primary aluminum in 2015.

In addition to our primary aluminum assets, we also own a carbon anode production facility located in the Netherlands ("Vlissingen") and hold a 40% interest in Baise Haohai Carbon Co., Ltd. ("BHH"), a joint venture that owns and operates a carbon anode and cathode facility located in the Guangxi Zhuang Autonomous Region of south China. Carbon anodes are used in the production of primary aluminum and both BHH and Vlissingen currently supply carbon anodes to our smelter in Grundartangi, Iceland.

We operate our business through one reportable segment, primary aluminum. Additional information about our segment reporting and certain geographic information is available in [Note 18 Business segments](#) to the consolidated financial statements included herein.

Century Aluminum Company is a Delaware corporation with principal executive offices located at One South Wacker Drive, Suite 1000, Chicago, Illinois 60606.

Strategic Objective

Our strategic objective is to maximize the financial returns we generate for our stockholders by: (a) optimizing our safety and environmental performance; (b) improving our cost structure for our existing assets by managing costs and improving productivity and efficiency; (c) pursuing upstream investment opportunities in bauxite mining, alumina refining and the production of other key operating supplies; and (d) expanding our primary aluminum business by improving and investing in the facilities we currently own as well as constructing, investing in or acquiring additional capacity.

Primary Aluminum Facilities

Overview of Facilities

We operate three U.S. aluminum smelters, in Hawesville, Kentucky ("Hawesville"), Robards, Kentucky ("Sebree") and Mt. Holly, South Carolina ("Mt. Holly"), and one smelter in Grundartangi, Iceland ("Grundartangi"). In July 2015, we announced the permanent closure of our Ravenswood facility, located adjacent to the Ohio River near Ravenswood, West Virginia. Operation of the Ravenswood facility has been curtailed since 2009.

Grundartangi

The Grundartangi facility, located in Grundartangi, Iceland, is a primary aluminum reduction facility owned and operated by our wholly-owned subsidiary, Nordural Grundartangi ehf, and is our most modern facility. Grundartangi is currently in the process of a multi-year expansion project that has brought the annual capacity from 280,000 tonnes to current capacity of 312,000 tonnes (2015 volume) and is expected to increase annual production capacity to approximately 325,000 tonnes. Grundartangi produces standard-grade aluminum and a primary foundry alloy product, which is a value-added product that is sold at a premium to standard-grade.

Grundartangi operates under various long-term permits and agreements with the Government of Iceland, local municipalities and Faxafloahafnir sf (which operates the harbor at Grundartangi and is jointly owned by several municipalities). In connection with the expansion project, in the fourth quarter of 2015, Grundartangi received a new operating permit that allows annual production of up to 350,000 tonnes.

Hawesville

Hawesville, located adjacent to the Ohio River near Hawesville, Kentucky, is a primary aluminum reduction facility owned and operated by our wholly-owned subsidiary, Century Kentucky, Inc. ("CAKY"). Hawesville has an annual production capacity of approximately 252,000 tonnes. Hawesville is our largest U.S. smelter and the largest producer of high purity primary aluminum in North America. Four of Hawesville's five potlines are specially configured and operated to produce high purity primary aluminum. The average purity level of primary aluminum produced by these potlines is 99.9%, compared to standard-purity aluminum which is approximately 99.7%. High purity primary aluminum is sold at a premium to standard-purity aluminum. Hawesville's specially configured facility is also capable of providing high-conductivity metal used in electrical wire and cable products as well as for certain aerospace applications. In the fourth quarter of 2015, Hawesville curtailed approximately 60% of its capacity. At its reduced capacity, Hawesville is expected to primarily produce high-purity aluminum and provide molten metal to Glencore for ultimate delivery to local customers in 2016.

Sebree

Sebree, located adjacent to the Green River near Robards, Kentucky, is a primary aluminum reduction facility owned and operated by our wholly-owned subsidiary, Century Aluminum Sebree LLC ("Century Sebree"). Sebree has an annual production capacity of approximately 218,000 tonnes. Sebree produces standard-grade aluminum that is cast into sow and value-added products, including billet, which is a value-added product that is sold at a premium to sow. In 2015, approximately 95% of Sebree's production was value-added products.

Mt. Holly

Mt. Holly, located in Goose Creek, South Carolina, is a primary aluminum reduction facility owned and operated by our wholly-owned subsidiary, Century Aluminum of South Carolina, Inc. ("CASC"). Mt. Holly has an annual production capacity of approximately 231,000 tonnes. Mt. Holly is the most recently constructed aluminum reduction facility in the United States. Mt. Holly was operated as a joint venture between CASC and Alcoa until CASC acquired Alcoa's interest in Mt. Holly in December 2014. More information on the acquisition is available in [Note 3 Business acquisitions](#) to the consolidated financial statements included herein.

Mt. Holly produces standard-grade aluminum that is cast into tee bars as well as several value-added products, including billet and foundry products. These value-added primary aluminum products are sold at a premium to standard-grade primary aluminum. The Mt. Holly facility is currently operating at 50% of capacity while CASC pursues a long-term power solution. See "Supply Contracts — Electrical Power Supply Agreements" below for further discussion of our power arrangements at Mt. Holly.

Primary Aluminum Production Capacity

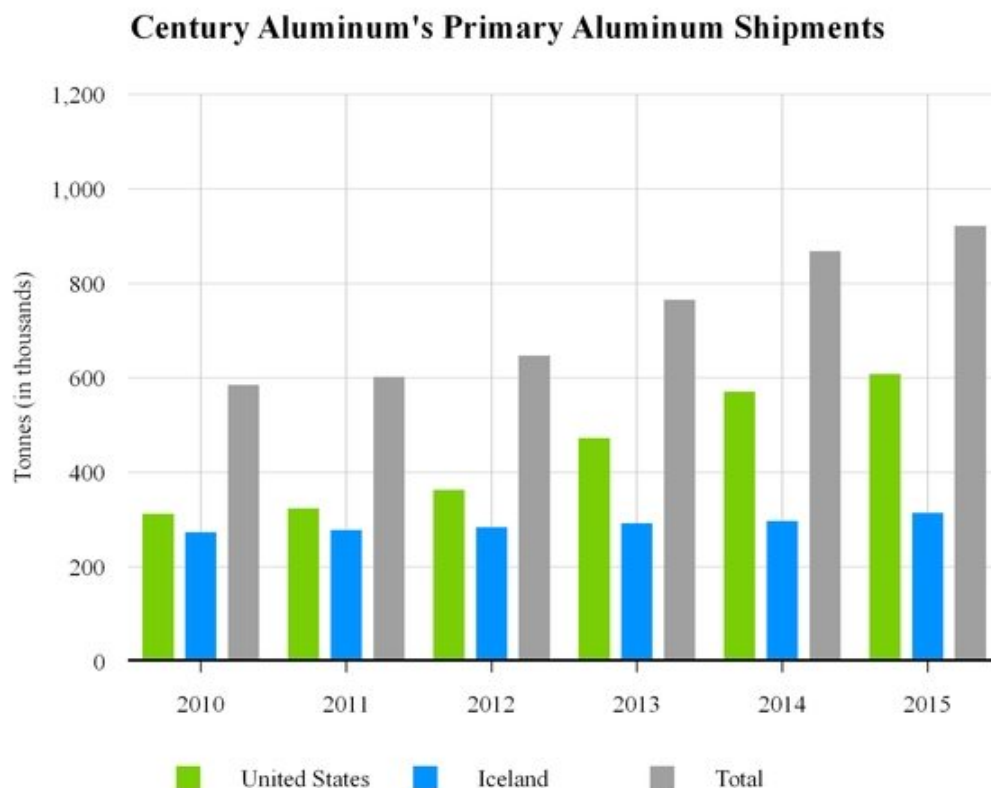
Our primary aluminum smelters and their respective capacities are shown in the following table:

Facility	Location	Operational	Annual Production Capacity (tpy) (1)	Ownership Percentage
Grundartangi (2)	Grundartangi, Iceland	1998	312,000	100%
Hawesville	Hawesville, Kentucky, USA	1970	252,000	100%
Sebree	Robards, Kentucky, USA	1973	218,000	100%
Mt. Holly (3)	Goose Creek, South Carolina, USA	1980	231,000	100%

- (1) The numbers in this column reflect each facility's highest annual production for the last five fiscal years through and including the fiscal year ended December 31, 2015.
- (2) Grundartangi is currently in the process of a multi-year expansion project that has brought the annual capacity from 280,000 tonnes to current capacity of 312,000 tonnes (2015 volume) and is expected to ultimately increase annual production capacity to approximately 325,000 tonnes.
- (3) In December 2014, we acquired the remaining 50.3% ownership stake in the Mt. Holly facility and now own 100% of the facility.

Primary Aluminum Shipment Volume

The following table shows our primary aluminum shipment volumes since 2010.



Primary Aluminum Projects

Helguvik project

The Helguvik project is a greenfield project for an aluminum reduction facility in Helguvik, Iceland ("Helguvik" or the "Helguvik project"), owned by our wholly-owned subsidiary Nordural Helguvik ehf. Construction of the Helguvik project is currently curtailed. The Helguvik project site is located approximately 30 miles from the city of Reykjavik, Iceland.

We commenced construction of the Helguvik project in June 2008. In late 2008, we curtailed construction activity and spending on the project in response to the global financial crisis and deterioration of Icelandic economic conditions, including the financial condition of our contracted power suppliers. Capitalized costs for the project through December 31, 2015 were approximately \$148 million. Construction activity and spending on the project remain curtailed pending confirmation from the contracted power suppliers or potentially other power suppliers that they will deliver the required power per an agreed schedule. See "Supply Contracts — Electrical Power Supply Agreements" below for further discussion of our power arrangements at Helguvik.

We currently expect to restart construction activity at Helguvik if and when we are able to achieve a successful resolution of the power supply issues. See [Item 1A Risk Factors](#) — "Substantial delay in the completion of, or failure to complete, the Helguvik project may increase its cost, subject us to losses and impose other risks to completion that are not foreseeable at this time," and "— If we are unable to procure a reliable source of power, the Helguvik project may not be feasible."

In connection with the construction of the Helguvik project, we have entered into an investment agreement with the Government of Iceland governing, among other things, the fiscal regime associated with the project and including a commitment by the Government of Iceland to assist us in obtaining necessary regulatory approvals for completion of the

Helguvik project. We have also entered into a transmission agreement with the national transmission company, Landsnet hf ("Landsnet"), to provide an electrical power transmission system to the Helguvik project. We have also entered into a site and harbor agreement, as well as technology and equipment supply agreements with respect to the Helguvik project.

We have received a positive opinion from the Icelandic Planning Agency on the Environmental Impact Assessment for the proposed Helguvik smelter as well as an Operating License enabling production of up to 250,000 tpy.

Carbon Products Facilities

In addition to our primary aluminum assets, we also own a carbon anode production facility located in Vlissingen, the Netherlands, and a 40% interest in BHH, a joint venture that owns and operates a carbon anode and cathode facility located in the Guangxi Zhuang Autonomous Region of south China.

Vlissingen

Vlissingen, located in Vlissingen, the Netherlands, is a carbon anode production facility owned and operated by Century Aluminum Vlissingen B.V. Production at Vlissingen, which had been curtailed by its previous owner, was restarted in late 2013 with an initial annual carbon anode production capacity of 75,000 tonnes. In 2015, we completed our project to expand its annual production capacity to 145,000 tonnes.

Baise Haohai Carbon Company, Ltd.

BHH is a carbon anode and cathode facility located in the Guangxi Zhuang Autonomous Region of south China. The facility began operations in 2008. BHH is operated as a joint venture between one of our wholly-owned subsidiaries, which owns a 40% stake in the company, and Guangxi Qiangqiang Carbon Co., Ltd., which holds the remaining 60% ownership interest and is the operator of this facility. The BHH facility has an annual carbon anode production capacity of 180,000 tonnes and an annual cathode baking and graphitization capacity of 20,000 tonnes.

Carbon Anode and Cathode Production Capacity

Our carbon anode and cathode production facilities and their respective capacities are shown in the following table:

Facility	Location	Type	Annual Production Capacity (tpy) (1)	Ownership Percentage
Vlissingen	Vlissingen, the Netherlands	Carbon anodes	145,000	100%
BHH	Guangxi Zhuang, China	Carbon anode, cathode and graphitized products	180,000 anode; 20,000 cathode/graphitized products	40%

(1) The numbers in this column reflect each facility's rated production capacity.

Pricing

Primary aluminum is an internationally traded commodity and its price is effectively determined on the London Metal Exchange (the "LME"), or other exchanges, plus any regional delivery premiums, which are generally posted by authoritative sources, and value-added product premiums, which are negotiated between seller and buyer. Our operating results are highly sensitive to changes in the LME price of primary aluminum and the value of regional delivery and product premiums, as well as the cost of electrical power, raw materials and other operating supplies used in production. As a result, from time to time, we assess the appropriateness of mitigating the effects of fluctuations in these items through the use of various fixed-price commitments and financial instruments.

Customer Base

For the year ended December 31, 2015, we derived approximately 96% of our consolidated sales from Glencore plc and its affiliates (together, "Glencore"). Glencore purchases the aluminum we produce for resale to end users.

Glencore purchases substantially all of the aluminum produced at our North American smelters pursuant to that certain sales agreement, effective as of December 31, 2014 (the "U.S. Sales Agreement"). Under the U.S. Sales Agreement, Glencore

purchases our aluminum on a take or pay basis at prices determined by reference to the LME price for primary aluminum, plus the Midwest regional delivery premium (the "Midwest Transaction Price") plus additional negotiated product premiums. The current term of the U.S. Sales Agreement continues through December 31, 2016.

Glencore has also agreed to purchase substantially all primary aluminum produced at Grundartangi from 2014 through 2017 at market prices, less commitments under existing tolling contracts (the "Glencore Grundartangi Metal Agreement"). The price for aluminum delivered to Glencore under the Glencore Grundartangi Metal Agreement is determined by reference to the LME price for primary aluminum, plus the European Duty Paid premium and any applicable product premiums. We are also party to a tolling agreement with Glencore for 90,000 tpy through July 2016. Under this agreement, Glencore provides Grundartangi alumina for processing and receives primary aluminum in return for tolling fees that are based on the price of primary aluminum.

Energy, Key Supplies and Raw Materials

We consume the following key supplies, energy and raw materials in the primary aluminum reduction process:

- electrical power
- alumina
- aluminum fluoride
- carbon anodes
- cathode blocks
- natural gas
- liquid pitch
- calcined petroleum coke
- silicon carbide

Electrical power, alumina, carbon anodes and labor are the principal components of cost of goods sold. These components together represented over 75% of our cost of goods sold for the year ended December 31, 2015 . We have long-term contracts to attempt to ensure the future availability of many of our cost components. For a description of certain risks related to our raw materials, supplies and labor, see [Item 1A Risk Factors](#) in this Annual Report on Form 10-K.

Alumina Supply Agreements

The majority of the alumina required for our operations is supplied by Glencore under long-term alumina supply agreements for variable amounts based on our requirements. A summary of our alumina supply agreements is provided below:

Supplier	Quantity	Term	Pricing
Glencore (1)	Variable	Through December 31, 2017	Variable, LME-based
Noranda Alumina LLC ("Noranda")	Approximately 475,000 tpy	Through December 31, 2016	Variable, LME-based

(1) Under the terms of this agreement, Glencore will provide alumina supply for all of Century's requirements during the contract term, net of the other existing contractual commitments set forth above. For 2015 and 2016, we agreed to price all of our requirements under this agreement based on a published alumina index.

Electrical Power Supply Agreements

The table below summarizes our long-term power supply agreements:

Facility	Supplier	Term	Pricing
Grundartangi	Landsvirkjun Orkuveita Reykjavíkur ("OR") HS Orka hf ("HS")	Through 2019 - 2036	Variable rate based on the LME price for primary aluminum
Hawesville	Kenergy Corporation ("Kenergy")	Through December 31, 2023	Variable rate based on market prices
Sebree	Kenergy	Through December 31, 2023	Variable rate based on market prices
Mt. Holly	South Carolina Public Service Authority	Through December 31, 2018	Variable rate based in part on a fixed price, with fuel cost adjustment clause and in part on natural gas prices
Helguvík	OR HS	Approximately 25 years from the dates of each phase of power delivery under the respective power agreements	Variable rate based on the LME price for primary aluminum

Electrical power represents the largest component of our cost of goods sold. We may enter into forward contracts or other hedging arrangements to mitigate our electrical power or natural gas price risk, but did not hold any such contracts as of December 31, 2015. The paragraphs below summarize the sources of power and the long-term power arrangements for each of our operations.

Grundartangi . Power is supplied to Grundartangi from hydroelectric and geothermal sources under long-term power purchase agreements with HS, Landsvirkjun and OR at prices indexed to the price of primary aluminum, which provides a "natural hedge" of our largest production cost. The expiration dates of these power purchase agreements range from 2019 through 2036 (subject to extension). The agreements contain take-or-pay obligations with respect to a significant percentage of the total committed and available power under each agreement.

Hawesville . CAKY is party to a power supply arrangement with Kenergy and Big Rivers Electric Company ("Big Rivers") which provides market-based power to the Hawesville smelter. Under this arrangement, the power companies purchase power on the open market and pass it through to Hawesville at Midcontinent Independent System Operator ("MISO") pricing plus transmission and other costs incurred by Kenergy. Effective January 1, 2015, new agreements were approved by the Kentucky Public Service Commission pursuant to which EDF Trading North America, LLC ("EDF") replaced Big Rivers as the market participant with MISO under this arrangement.

Sebree . Century Sebree is party to a power supply arrangement with Kenergy and Big Rivers which provides market-based power to the Sebree smelter. Similar to the arrangement at Hawesville, the power companies purchase power on the open market and pass it through to Sebree at MISO pricing plus transmission and other costs incurred by Kenergy. Effective January 1, 2015, new agreements were approved by the Kentucky Public Service Commission pursuant to which EDF replaced Big Rivers as our market participant with MISO under this arrangement.

Mt. Holly . CASC's power agreement with the South Carolina Public Service Authority ("Santee Cooper") for power to the Mt. Holly smelter expired on December 31, 2015. Under this contract, 25% of Mt. Holly's electric power requirements was supplied from Santee Cooper's generation at cost-of-service based rates and 75% was supplied from third-party generation at rates based on natural gas prices. In 2015, the third-party generation rates were substantially less than Santee Cooper's cost-of-service rates. On December 18, 2015, CASC reached an agreement with Santee Cooper to operate Mt. Holly at 50% capacity while CASC worked on a long-term solution to access market power for all of Mt. Holly's power supply requirements. Under this agreement, Santee Cooper is continuing to service 25% of the Mt. Holly load at a standard cost-based industrial rate. The remaining 75% of the power required to serve Mt. Holly is sourced from a third party supplier from generation that is outside Santee Cooper's service territory at market prices that are tied to natural gas prices. The agreement with Santee Cooper has a term through December 31, 2018 but can be terminated by Mt. Holly on 60 days' notice; the current third party supply contract has a term through May 31, 2016. See [Item 1A Risk Factors](#) — "If we are unable to enter into a new power contract for Mt. Holly, we may choose, or be forced, or curtail operations at the plant."

Helguvik. Nordural Helguvik ehf is party to power purchase agreements with HS and OR for the provision of power to the Helguvik project. These power purchase agreements provide power at LME-based variable rates and contain take-or-pay obligations with respect to a significant percentage of the total committed and available power under such agreements. The agreements contain certain conditions to HS's and OR's obligations. HS (with respect to all phases) and OR (with respect to all phases other than the first phase) have alleged that certain of these conditions have not been satisfied. The first stage of power under the OR power purchase agreement (approximately 47.5 MW) became available in the fourth quarter of 2011 and is currently being utilized at Grundartangi. In July 2014, HS commenced arbitration proceedings against Nordural Helguvik ehf seeking, among other things, an order declaring that the conditions to the power contract have not been fulfilled and that the power contract is therefore no longer valid. Nordural Helguvik ehf is in discussions with both HS and OR with respect to such conditions and other matters pertaining to these agreements. See [Item 1A Risk Factors](#) — "If we are unable to procure a reliable source of power, the Helguvik project may not be feasible."

In June 2014, Nordural Helguvik ehf entered into a supplemental power contract with OR which will expire in October 2036 (or upon the occurrence of certain earlier events) and will provide Grundartangi or Helguvik with supplemental power at LME-based rates, as may be requested from Grundartangi or Helguvik from time to time.

See [Note 14 Commitments and contingencies](#) to the consolidated financial statements included herein for additional information concerning our power arrangements. See [Item 1A Risk Factors](#) — "If we are unable to procure a reliable source of power, the Helguvik project may not be feasible."

Employees

As of December 31, 2015, we had 1,778 employees.

Labor Agreements

The bargaining unit employees at our Grundartangi, Vlissingen, Hawesville and Sebree smelters, representing approximately 63% of our total workforce, are represented by labor unions. Our employees at Mt. Holly are not represented by a labor union.

A summary of our key labor agreements is provided below:

Facility	Organization	Term
Grundartangi	Icelandic labor unions	Through December 31, 2019
Hawesville	USW	Through April 1, 2020
Sebree	USW	Through October 28, 2019
Vlissingen (1)	FME	Through May 1, 2015

(1) Labor contract negotiations are pending with the Federation for the Metal and Electrical Industry ("FME").

84% of Grundartangi's workforce is represented by five labor unions, governed by a labor agreement that establishes wages and work rules for covered employees. A new agreement was entered into in March 2015 and is effective through December 31, 2019.

100% of Vlissingen's workforce is represented by the FME. The FME negotiates working conditions with trade unions on behalf of its members. The Vlissingen labor agreement expired on May 1, 2015. Since such time, we have been operating under the terms of the expired agreement while we engage in negotiations with the FME regarding the terms of a new agreement.

53% of our U.S. based workforce is represented by the United Steel, Paper and Forestry, Rubber, Manufacturing, Energy, Allied Industrial and Service Workers International Union ("USW"). CAKY's Hawesville employees represented by the USW are under a collective bargaining agreement that expires on April 1, 2020. Century Sebree's employees represented by USW are under a collective bargaining agreement that expires on October 28, 2019.

Competition

The market for primary aluminum is global, and demand for aluminum varies widely from region to region. We compete with U.S. and international companies in the aluminum industry as well as with materials such as steel, copper, carbon fiber, composites, plastic and glass, each of which may be substituted for aluminum in certain applications.

Our Hawesville plant is located adjacent to Southwire, a large purchaser of premium grade, high-purity aluminum for electrical wire and cable products. This location allows Hawesville to deliver a portion of its production in molten form, saving casting costs, and providing a competitive advantage over other potential suppliers. In addition, Hawesville is the largest producer of high purity aluminum in North America.

We believe that the proximity of Iceland to European markets provides a competitive advantage for Grundartangi including logistical benefits and freight savings compared to our competitors outside the European Economic Area ("EEA"). As a member of the EEA, Iceland has duty free access to these European markets. Our U.S. facilities benefit from the proximity to our U.S. customer base, allowing us to capture the Midwest regional delivery premium and providing a competitive advantage in freight costs over our competitors.

For additional information, see [Item 1A Risk Factors](#) — "We may be unable to continue to compete successfully in the highly competitive markets in which we operate."

Financial Information about Segments and Geographic Areas

We operate in one reportable segment, primary aluminum. Additional information about our segment reporting and certain geographic information is available in [Note 18 Business segments](#) to the consolidated financial statements included herein.

Environmental Matters

We are subject to various environmental laws and regulations in the countries in which we operate. We have spent, and expect to continue to spend, significant amounts for compliance with those laws and regulations. In addition, some of our past manufacturing activities have resulted in environmental consequences that require remedial measures. Under certain environmental laws, which may impose liability regardless of fault, we may be liable for the costs of remediation of contaminated property, including our current and formerly owned or operated properties or adjacent areas, or for the amelioration of damage to natural resources. We believe, based on currently available information, that our current environmental liabilities are not likely to have a material adverse effect on Century. However, we cannot predict the requirements of future environmental laws and future requirements at current or formerly owned or operated properties or adjacent areas or the outcome of certain existing litigation to which we are a party. Such future requirements or events may result in unanticipated costs or liabilities that may have a material adverse effect on our financial condition, results of operations or liquidity. More information concerning our environmental contingencies can be found in [Note 14 Commitments and contingencies](#) to the consolidated financial statements included herein.

Intellectual Property

We own or have rights to use a number of intellectual property rights relating to various aspects of our operations. We do not consider our business to be materially dependent on any of these intellectual property rights.

Disclosure Pursuant to Section 219 of the Iran Threat Reduction and Syria Human Rights Act

Section 219 of the Iran Threat Reduction and Syria Human Rights Act of 2012 ("ITRA"), effective August 10, 2012, added a new subsection (r) to Section 13 of the Exchange Act, which requires issuers that file periodic reports with the SEC to disclose in their annual and quarterly reports whether, during the reporting period, they or any of their "affiliates" (as defined in Rule 12b-2 under the Exchange Act) have knowingly engaged in specified activities or transactions relating to Iran, including activities not prohibited by U.S. law and conducted outside the U.S. by non-U.S. affiliates in compliance with applicable laws. Issuers must also file a notice with the SEC if any disclosable activity under ITRA has been included in an annual or quarterly report.

Because the SEC defines the term "affiliate" broadly, our largest stockholder may be considered an affiliate of the Company despite the fact that the Company has no control over its largest stockholder's actions or the actions of its affiliates. As such,

pursuant to Section 13(r)(1)(D)(iii) of the Exchange Act, the Company hereby discloses the following information provided by our largest stockholder regarding transactions or dealings with entities controlled by the Government of Iran (the "GOI"):

During the year ended December 31, 2015, a non-U.S. affiliate of the largest stockholder of the Company (the "non-U.S. Stockholder Affiliate") entered into sales contracts for agricultural products for delivery to Iranian entities wholly or majority owned by the GOI. The non-U.S. Stockholder Affiliate performed its obligations under the contract in compliance with applicable sanction laws and, where required, with the necessary prior approvals by the relevant governmental authorities.

The gross revenue of the non-U.S. Stockholder Affiliate related to the contract did not exceed the value of USD \$49 million for the year ended December 31, 2015. The non-U.S. Stockholder Affiliate does not allocate net profit on a country-by-country or activity-by-activity basis, but estimates that the net profit attributable to the contract would not exceed a small fraction of the gross revenue from such contract. It is not possible to determine accurately the precise net profit attributable to such contract.

The contract disclosed above does not violate applicable sanctions laws administered by the U.S. Department of the Treasury, Office of Foreign Assets Control, and is not the subject of any enforcement action under Iran sanction laws.

In compliance with applicable economic sanctions and in conformity with US secondary sanctions, the non-U.S. Stockholder Affiliate expects to continue to engage in similar activities in the future.

The Company and its global subsidiaries had no transactions or activities requiring disclosure under ITRA, nor were we involved in the transactions described in this section. As of the date of this report, the Company is not aware of any other activity, transaction or dealing by it or any of its affiliates during the year ended December 31, 2015 that requires disclosure in this report under Section 13(r) of the Exchange Act.

Available Information

Additional information about Century may be obtained from our website, which is located at www.centuryaluminum.com. Our website provides access to periodic filings we have made through the EDGAR filing system of the SEC, including our annual reports on Form 10-K, quarterly reports on Form 10-Q, current reports on Form 8-K and any amendments to those reports. We also make available on our website a copy of our code of ethics that applies to all employees and ownership reports filed on Forms 3, 4 and 5 by our directors, executive officers and beneficial owners of more than 10% of our outstanding common stock. Reports that we have filed with the SEC are also available on the SEC website at www.sec.gov. In addition, we will make available free of charge copies of our Forms 10-K, Forms 10-Q and Forms 8-K upon request. Requests for these documents can be made by contacting our Investor Relations Department by mail at: One South Wacker Drive, Suite 1000, Chicago, IL 60606, or by phone at: (312) 696-3101. Information contained in our website is not incorporated by reference in, and should not be considered a part of, this Annual Report on Form 10-K.

Item 1A. Risk Factors

The following describes certain of the risks and uncertainties we face that could materially and adversely affect our business, financial condition and results of operation, and cause our future results to differ materially from our current results and from those anticipated in our forward-looking statements. These risk factors should be considered together with the other risks and uncertainties described in [Item 7 Management's Discussion and Analysis of Financial Condition and Results of Operations](#) and elsewhere herein. *This list of significant risk factors is not all-inclusive or necessarily in order of importance.*

Declines in aluminum prices could have a material adverse effect on our earnings and cash flows.

Our operating results depend on the market for primary aluminum. Primary aluminum is a globally traded commodity and its price is effectively determined on the London Metal Exchange (the "LME"), or other exchanges, plus any regional delivery premiums, which are generally posted by authoritative sources, and value-added product premiums, which are negotiated between seller and buyer. Because primary aluminum is a global commodity, the price for aluminum can be volatile and subject to many factors beyond our control. This price volatility is influenced primarily by the global supply-demand balance and other factors such as speculative activities by market participants, production activities by competitors and political and economic conditions, as well as production costs in major production regions. The price of primary aluminum may also be impacted by LME inventory levels. High inventory levels, or the release of such inventory into the market, may cause primary aluminum prices and regional delivery and product premiums to decline.

During 2015, the average LME price for primary aluminum was \$1,663 per tonne, compared to \$1,867 per tonne in 2014, an 11% decrease year-over-year. Further, the LME price for primary aluminum fell to a low of \$1,424 per tonne in November 2015 from a high of \$2,114 per tonne in August 2014. The average U.S. Midwest premium decreased from \$450 per tonne in 2014 to \$279 per tonne in 2015. European Duty Paid Premiums showed similar price declines. There can be no assurance that recent declines in the price of aluminum will not continue. As a result of such declines in the aluminum price, we made the decision to partially curtail production at our Hawesville, Kentucky smelter in the fourth quarter of 2015. While we continue to operate our Sebree, Kentucky and Grundartangi, Iceland smelters at full capacity, we may consider further curtailments if the price of aluminum continues to decline. There can be no assurance that we will be able to take actions necessary to curtail or otherwise restructure our operations, if these steps are required.

Declines in aluminum prices (and regional delivery, product and other premiums) may materially and adversely affect our liquidity, the amount of cash flow we have available for our capital expenditures and other operating expenses, our ability to access the credit and capital markets and our results of operations.

Continued Chinese excess capacity overhanging the market and increased exports of heavily subsidized and unfairly traded Chinese aluminum products may continue to materially disrupt world aluminum markets causing continued pricing deterioration and, in turn, adversely impacting our sales, margins and profitability.

Declines in aluminum prices in 2015 were in large part due to significant amounts of excess Chinese capacity overhanging the market and increased exports of unfairly traded Chinese aluminum products. Aluminum production in China exceeds demand in China. Rather than rationalizing capacity, however, to match consumption, Central and Provincial Governments support the existing capacity and encourage further expansion. This oversupply has caused world aluminum prices to decrease. At the same time, Chinese exports of this heavily subsidized material have increased significantly putting further downward pressure on aluminum pricing. There can be no assurance that this trend of over-production and high levels of exports out of China will not continue. Continued Chinese over-production and the improper export of heavily subsidized Chinese aluminum products may continue to materially disrupt world aluminum markets resulting in lower prices and, in turn, materially adversely impact our sales, margins and profitability.

Increases in energy costs adversely affect our business.

Electrical power represents the largest component of our cost of goods sold. As a result, the availability of electricity at competitive prices is critical to the profitability of our operations.

Each of our Hawesville and Sebree plants receives electricity under market-based electricity contracts. Market-based electricity contracts expose us to market price volatility and fluctuations driven primarily by natural gas prices and weather-influenced electric loads. For 2015, both coal and natural gas prices were relatively low, weather conditions were moderate and the energy prices we realized under these agreements were competitive. However, electrical power prices have fluctuated significantly in recent years (for instance, as a result of extreme weather conditions), without any direct relationship to the price of aluminum. There can be no assurance that our market-based power supply arrangements at Hawesville and Sebree will continue to result in the favorable electricity costs we have recently experienced.

We are currently operating our Mt. Holly smelter at 50% capacity under short-term power arrangements pursuant to which a third-party provider has agreed to provide 75% of the facility's power needs at market prices through May 31, 2016. If we are unable to secure a longer term power arrangement for Mt. Holly prior to May 31, 2016 on competitive terms we may choose, or be forced, to curtail operations at the plant. See "If we are unable to enter into a new power contract for Mt. Holly, we may choose, or be forced, or curtail operations at the plant."

Power is supplied to Grundartangi from hydroelectric and geothermal sources under long-term power purchase agreements with HS Orka hf ("HS"), Landsvirkjun and Orkuveita Reykjavíkur ("OR") at prices indexed to the price of primary aluminum. The agreements contain take-or-pay obligations with respect to a significant percentage of the total committed and available power under each agreement. While none of these agreements expire prior to 2019, following such expiration there can be no assurance that we will be able to secure power for Grundartangi on favorable terms or at all.

Any increase in our electricity and energy prices could have a material adverse effect on our business, financial position, results of operations and liquidity.

If we are unable to enter into a new power arrangement for Mt. Holly, we may choose, or be forced, to curtail operations at the plant.

We are currently operating our Mt. Holly smelter at 50% capacity under short-term power arrangements pursuant to which a third-party provider has agreed to provide 75% of the facility's power needs at market prices through May 31, 2016. The remaining 25% of Mt. Holly's electrical power requirements are supplied from Santee Cooper's generation at cost-of-service based rates, significantly above market prices. If we are unable to secure a longer term power contract for Mt. Holly prior to May 31, 2016 on favorable terms, we may choose, or be forced, to fully curtail operations at the plant.

Closure of the Mt. Holly facility would impose various costs on us that could have a material adverse effect on our business, financial condition, results of operations and liquidity. In addition, the ongoing uncertainty regarding the future operation of Mt. Holly may damage our relationships with our customers, suppliers, employees and other stakeholders and decrease the price we receive for our products, whether or not Mt. Holly is ultimately closed. We may need to take actions to terminate certain customer and supply contracts or curtail individual potlines well in advance of any plant closure. Customers and suppliers may also become unwilling to renew existing contracts or enter into new contracts with us. It may also become more difficult to attract and retain employees. Such actions and events could have a material adverse effect on our business, financial condition, results of operations and liquidity.

Curtailed production at our facilities could have a material adverse effect on our business, financial position, results of operations and liquidity.

Due to recent significant declines in the aluminum price, we have partially curtailed production at our Hawesville, Kentucky smelter, which is currently operating at approximately 40% of capacity. There can be no assurance that continued deterioration in the price of aluminum or increases in our costs of production will not result in additional production curtailments at Hawesville or any of our other facilities. Furthermore, we are currently operating Mt. Holly at 50% capacity under short-term power arrangements pursuant to which a third-party provider has agreed to provide 75% of the facility's power needs at market prices through May 31, 2016. The remaining 25% of Mt. Holly's electrical power requirements are supplied from Santee Cooper's generation at cost-of-service based rates, significantly above market prices. If we are unable to enter into a new power arrangement for Mt. Holly on favorable terms prior to May 31, 2016, we may choose or be forced to fully curtail operations at Mt. Holly.

Curtailed production requires us to incur substantial expenses, both at the time of the curtailment and on an ongoing basis. Our facilities are subject to contractual and other fixed costs that continue even if we curtail operations at these facilities. These costs reduce the cost saving advantages of curtailing aluminum production. If we are unable to realize the intended cost saving effects of any production curtailment, we may have to seek bankruptcy protection for some or all of our subsidiaries; we could also be forced to divest some or all of these subsidiaries. If we were to seek bankruptcy protection for any of these

subsidiaries, we would face additional risks. Such action could cause concern among our customers and suppliers, distract our management and our other employees and subject us to increased risks of lawsuits. Other negative consequences could include negative publicity, which could have an impact on the trading price of our securities and affect our ability to raise capital in the future. Any curtailments of our operations, or actions taken to seek bankruptcy protection or divest some or all of our subsidiaries, could have a material adverse effect on our business, financial position, results of operations and liquidity.

Losses caused by disruptions in our supply of power would adversely affect our operations.

We use large amounts of electricity to produce primary aluminum. Any loss or disruption of the power supply which reduces the amperage to our equipment or causes an equipment shutdown would result in a reduction in the volume of molten aluminum produced, and prolonged losses of power may result in the hardening or "freezing" of molten aluminum in the pots where it is produced, which could require an expensive and time consuming restart process. Disruptions in the supply of electrical power to our facilities can be caused by a number of circumstances, including unusually high demand, blackouts, equipment or transformer failure, human error, malicious acts, natural disasters or other catastrophic events. Our market-based power supply arrangements further increase the risk that disruptions in the supply of electrical power to our domestic operations could occur. Under these arrangements, we have greater exposure to transmission line outages, problems with grid stability and limitations on energy import capability. An alternative supply of power in the event of a disruption may not be feasible. If a disruption in the supply of electrical power at one of our facilities were to occur, we may lose production for a prolonged period of time, experience pot instability that could decrease levels of productivity and incur significant losses. Such a condition may also force a curtailment of all or part of the production at any of these facilities and could have a material adverse effect on our business, financial position, results of operations and liquidity.

We operate our plants at close to peak amperage. Accordingly, even partial failures of high voltage equipment could affect our production. We maintain property and business interruption insurance to mitigate losses resulting from catastrophic events, but are required to pay significant amounts under the deductible provisions of those insurance policies. In addition, the coverage under those policies may not be sufficient to cover all losses, or may not cover certain events. Certain of our insurance policies do not cover any losses that may be incurred if our suppliers are unable to provide power under certain circumstances. Certain losses or prolonged interruptions in our operations may trigger a default under certain of our outstanding indebtedness and could have a material adverse effect on our business, financial position, results of operations and liquidity.

Substantial delay in the completion of, or failure to complete, the Helguvik project may increase its cost, subject us to losses and impose other risks to completion that are not foreseeable at this time.

Nordural Helguvik ehf, our indirect, wholly-owned subsidiary, has curtailed construction activity and spending at our Helguvik project in response to ongoing negotiations with the power companies contracted to provide power to the Helguvik project. See "If we are unable to procure a reliable source of power, the Helguvik project may not be feasible," and "If economic, financial and political conditions in Iceland were to deteriorate, our financial position and results of operations could be adversely impacted." Nordural Helguvik ehf cannot be certain when or if it will restart major construction and engineering activities or ultimately complete the Helguvik project or, if completed, that the Helguvik smelter would operate in a profitable manner. We will not realize any return on our significant investment in the Helguvik project until we are able to commence Helguvik operations in a profitable manner. If we fail to achieve operations at Helguvik, we may have to recognize a loss on our investment.

We also have substantial future contractual commitments for the Helguvik project. Many of the contractual arrangements related to the Helguvik project have time periods for performance. The delay in restarting major construction and completing the Helguvik project has caused Nordural Helguvik ehf to renegotiate and extend, or undertake to renegotiate and extend, existing contractual commitments. There can be no assurance that the contractual arrangements and conditions, including extensions, necessary to proceed with construction of the Helguvik project will be obtained or satisfied on a timely basis or at all. In addition, such approvals or extensions may be subject to conditions that are unfavorable or make the project impracticable or less attractive from a financial standpoint. If we were to cancel the Helguvik project, we could be exposed to significant contract cancellation and other costs.

Even if we were to receive the necessary approvals and extensions on terms that we determine are acceptable, the construction of this project is a complex undertaking. There can be no assurance that we will be able to complete the project within our projected budget and schedule. To successfully execute this project, in addition to procuring a reliable source of power, we may need to arrange additional financing and secure a supply of necessary raw materials. Furthermore, unforeseen technical difficulties could increase the cost of the project, delay the project or render the project infeasible.

We intend to finance our future capital expenditures from available cash, cash flow from operations and accessing capital markets. We may be unable to raise additional capital, or do so on attractive terms, due to a number of factors, including a lack of demand, poor economic conditions, interruptions in the capital markets, unfavorable interest rates or our financial condition or credit rating at the time. If additional capital resources are unavailable, we may further curtail construction and development activities.

Any such further delays, increased costs or inability to finance future capital expenditures could cause us to recognize a loss on our investment and have a material adverse effect on our business, financial condition, results of operations and liquidity.

If we are unable to procure a reliable source of power, the Helguvik project may not be feasible.

The Helguvik project will require generation and transmission of a substantial amount of electricity to power the smelter. Nordural Helguvik ehf has entered into agreements with two providers of power, HS and OR. Each of HS and OR has alleged that certain conditions to the delivery of power under the power agreements have not yet been satisfied. In July 2014, HS commenced arbitration proceedings against Nordural Helguvik ehf seeking, among other things, an order declaring, (i) that the conditions to the power contract have not been fulfilled and, (ii) that the power contract is therefore no longer valid. If we are unable to reach agreement with each of HS and OR, we may have to seek alternative sources of power or incur substantially increased power costs and may be unable to complete the Helguvik project. Due to the limited number of Icelandic power providers with resources sufficient to provide power to the Helguvik project (only three are currently in operation in Iceland), we may find it difficult or impossible to procure additional sources of power if HS and OR do not perform under their existing agreements and may be unable to complete construction of the smelter.

The generation of the contracted power for the Helguvik project will also require successful development of new energy sources by our contracted power providers and completion of the necessary transmission infrastructure to service the Helguvik project. If there are construction delays or technical difficulties in developing these new energy sources or transmission infrastructure, power may be delayed or may not be available. Development of the generation and transmission infrastructure is expensive and requires significant resources from the power and transmission providers. Factors which could delay or impede the generation and transmission of electric power are substantially beyond our ability to control, influence or predict, including the power and transmission providers' ability to finance and obtain necessary permits, real property and other rights for the development of new energy sources and associated transmission infrastructure. In addition, if Nordural Helguvik ehf is unable to proceed with the Helguvik project, it may incur significant reimbursement obligations for certain costs incurred by third-party providers under agreements entered into in connection with the Helguvik project and remain subject to significant power commitments already confirmed under its agreement with OR. If the power or transmission providers are unable to provide or transmit the contracted amounts of power, such failure could further delay or make the Helguvik project infeasible.

Any failure to complete the Helguvik project, or any further delays in completing the project, could cause us to recognize a loss on our investment and could have a material adverse effect on our business, financial condition, results of operations and liquidity.

The decision to permanently close the Ravenswood smelter involves significant risks and uncertainties.

In July 2015, we announced our decision to permanently close our Ravenswood smelter. The decision to close the smelter was based on the inability to secure a competitive power contract for the smelter, compounded by challenging market conditions. In closing the smelter, we also hope to eliminate costs associated with maintaining the smelter in an idled state and forego costs associated with restarting the smelter. However, there is no assurance that estimated costs savings from the closure of the smelter will be realized. We may not be able to realize as much value from the sale of the assets as we expect and we may incur higher than expected, or unforeseen, costs associated with the disposal related activities. Any of the foregoing could have a material adverse effect on our business, financial position and results of operations.

We may be unable to realize the expected benefits of our capital projects.

From time to time, we undertake strategic capital projects in order to enhance, expand and/or upgrade our facilities and operational capabilities. For instance, within the past several years we have undertaken major expansions of our Grundartangi and Vlissingen facilities. Our ability to achieve the anticipated increased revenues or otherwise realize acceptable returns on these investments or other strategic capital projects that we may undertake is subject to a number of risks, many of which are beyond our control, including a variety of market, operational, permitting, and labor-related factors. In addition, the cost to implement any given strategic capital project ultimately may prove to be greater than originally anticipated. If we are not able to achieve the anticipated results from the implementation of any of our strategic capital projects, or if we incur unanticipated implementation costs or delays, our results of operations and financial position may be materially adversely affected.

Our failure to maintain satisfactory labor relations could adversely affect our business.

The bargaining unit employees at our Grundartangi, Hawesville, Sebree, Vlissingen and Ravenswood facilities are represented by labor unions, representing 63% of our total workforce as of December 31, 2015. If we fail to maintain satisfactory relations with any labor union representing our employees, our labor contracts may not prevent a strike or work stoppage at any of these facilities in the future. The collective bargaining agreement at our Vlissingen facility expired on May 1, 2015. Since such time, we have been operating under the terms of the expired agreement while we engage in negotiations with the unions regarding the terms of a new agreement. We may not be able to renegotiate these or our other labor contracts on satisfactory terms. As part of any negotiation, we may reach agreements with respect to future wages and benefits that may have a material adverse effect on our future business, financial condition, results of operations and liquidity. In addition, negotiations could divert management attention or result in strikes, lock-outs or other work stoppages. Any threatened or actual work stoppage in the future or inability to renegotiate our collective bargaining agreements could prevent or significantly impair our ability to conduct production operations at our facilities subject to these collective bargaining agreements, which could have a material adverse effect on our business, financial position, results of operations and liquidity.

Disruptions to, or other changes in the terms of, our raw material and electrical power supply arrangements could increase our production costs.

Our business depends upon the adequate supply of alumina, electrical power, aluminum fluoride, calcined petroleum coke, pitch, carbon anodes and cathodes and other materials at competitive prices. Disruptions to the supply of these production inputs could occur for a variety of reasons, including disruptions of production at a particular supplier's facility or power plant. Any supply disruption may require us to purchase these products on less favorable terms than under our current agreements due to the limited number of suppliers of these products or other market conditions. In some instances, we may be unable to secure alternative supply of these resources. Any disruption in our materials or electricity supply may adversely affect our operating results if we are unable to secure alternate supplies of materials or electrical power at comparable prices or at all.

The availability of our raw materials at competitive prices is also critical to the profitability of our operations and increases in pricing could have a material adverse effect on our business, financial position, results of operations and liquidity. Some of our supply agreements have variable pricing and can be subject to factors beyond our control. For example, a significant portion of the alumina required for our operations is supplied by Glencore under long-term supply agreements. For 2015 and 2016, we agreed to price all of our requirements under our agreement with Glencore based on a published alumina index. As a result, we are exposed to market price volatility and fluctuations. Because we sell our products based on the LME price for primary aluminum, we would not be able to pass on any increased costs of raw material that are not linked to the LME price to our customers.

For some of these production inputs, such as power, alumina and anode supply, we rely on a limited number of suppliers. Many of our supply agreements are short term or expire in the next few years. We can provide no assurance that we will be able to renew such agreements at commercially favorable terms, if at all.

Certain of our raw material and services contracts contain "take-or-pay" obligations.

We have obligations under certain contracts to take-or-pay for specified raw materials or services over the term of those contracts regardless of our operating requirements. To the extent that we curtail production at any of our operations, we may continue to be obligated to take or pay for goods or services under these contracts as if we were operating at full production which reduces the cost savings advantages of curtailing aluminum production. Our financial position and results of operations may also be adversely affected by the market price for such materials or services as we will continue to incur costs under these

contracts to meet or settle our contractual take-or-pay obligations. If we were unable to use such materials or services in our operations or sell them at prices consistent with or greater than our contract costs, we could incur significant losses under these contracts. In addition, these commitments may also limit our ability to take advantage of favorable changes in the market prices for such materials and may have a material adverse effect on our business, financial position, results of operations and liquidity.

We have historically derived substantially all of our revenue from a small number of customers, and we could be adversely affected by the loss of a major customer or changes in the business or financial condition of our major customers.

We have historically derived substantially all of our revenues from a small number of customers. Because we generally do not require our customers to post collateral to support their payment obligations, we are subject to credit risk as a result of our business' customer concentration. In 2013, 85% of our revenue was derived from our top four customers, and in 2014, 77% of our revenue was derived from our top two customers. For the year ended December 31, 2015, we derived substantially all of our consolidated sales from Glencore, and we expect to sell all or substantially all of our production to Glencore in 2016. We also source a substantial amount of our alumina from Glencore.

Glencore is a leading integrated commodity producer and marketer, with extensive exposure to the minerals extraction and trading markets, as well as to the energy and agricultural products markets. Given the importance of Glencore to our business, any material non-payment or non-performance by Glencore could be expected to have a material adverse effect on our business, financial condition and results of operations.

Our business is subject to operational risks that could adversely affect our business and our insurance may not cover these risks and hazards adequately or at all.

The production of aluminum involves significant operational risks such as accidents, supply interruptions, transportation interruptions, labor disputes, human error, equipment failure, information system breakdowns and other events. Operational malfunctions or interruptions at one or more of our facilities could result in substantial losses in our production capacity, personal injury or death, damage to our properties or the properties of others, monetary losses and potential legal liability. Although we maintain insurance to mitigate losses resulting from such events, our coverage may not be sufficient to cover all losses, may have high deductibles or may not cover certain events at all. To the extent these losses are not covered by insurance, our financial condition, results of operations and cash flows could be materially and adversely affected.

Existing and/or new LME warehousing rules could cause aluminum prices to decrease.

In February 2015, the LME implemented rules requiring LME warehouses, under certain conditions, to deliver out more aluminum than they take in. In November 2015, the LME announced the adoption of additional rules requiring a near-term increase in the standard load-out rate and a queue based rent cap for warehouses that fail to load out within 30 calendar days. These or other new rules could cause an increase in the supply of aluminum to enter the physical market and may cause regional delivery premiums, product premiums and LME aluminum prices to fall. Declines in aluminum prices (and regional delivery, product and other premiums) may materially and adversely affect our liquidity, the amount of cash flow we have available for our capital expenditures and other operating expenses, our ability to access the credit and capital markets and our results of operations.

International operations expose us to political, regulatory, currency and other related risks.

We receive a significant portion of our revenues from our international operations, primarily in Iceland. These operations expose us to risks, including unexpected changes in foreign laws and regulations, political and economic instability, challenges in managing foreign operations, increased costs to adapt our systems and practices to those used in foreign countries, taxes, export duties, currency restrictions and exchange, tariffs and other trade barriers, and the burdens of complying with a wide variety of foreign laws and regulations. Changes in foreign laws and regulations are generally beyond our ability to control, influence or predict and future adverse changes in these laws could have a material adverse effect on our business, financial position, results of operations and liquidity.

In addition, we may be exposed to fluctuations in currency exchange rates. As a result, an increase in the value of foreign currencies relative to the U.S. dollar could increase our operating expenses which are denominated and payable in those currencies. As we continue to explore other opportunities outside the U.S., including the expansion programs at Grundartangi and Vlissingen and the Helguvik project, our currency risk with respect to the Icelandic krona ("ISK"), the euro and other foreign currencies will significantly increase.

If economic, financial and political conditions in Iceland were to deteriorate, our financial position and results of operations could be adversely impacted.

Iceland is important to our business. Disruptions in Iceland's economic, financial and political systems have decreased the stability of Iceland's economy and financial markets and made cash management activities in Iceland more challenging. For example, the Icelandic government and the Central Bank of Iceland are restricting the transfer of funds into and outside of Iceland. While we are currently exempt from these foreign currency rules, we cannot control further actions by the Central Bank of Iceland which might restrict our ability to transfer funds through the Icelandic banking system and outside of Iceland. While we currently maintain essentially all of our Icelandic operating funds in accounts outside of Iceland, and are receiving substantially all of our customer payments in such accounts, a portion of our funds remain in the Icelandic banks to meet local working capital requirements. In addition, as payables become due in Iceland, we must transfer funds through the Icelandic banking system. If economic, financial or political conditions in Iceland deteriorate, or if counterparties and lenders become unwilling to engage in normal banking relations with and within Iceland, our ability to operate our Grundartangi smelter, including paying vendors, processing payroll and receiving payments, as well as our ability to complete the Helguvik project, could be adversely impacted, any of which could have a material adverse effect on our business, financial position, results of operations and liquidity.

Because we own less than a majority of BHH, we cannot exercise complete control over its operations .

We have a joint venture agreement pursuant to which we hold a 40% stake in BHH, a carbon anode and cathode facility located in the Guangxi Zhuang Autonomous Region of south China. Because we beneficially own less than a majority of the ownership interests in BHH, we have limited control of the operations of this facility. While we seek to exert as much influence with respect to the management and operation of this facility as possible, we are dependent on our co-owner to operate such assets. Our co-owner may have interests, objectives and incentives with respect to such assets that differ from our own.

We require substantial resources to pay our operating expenses and fund our capital expenditures.

We require substantial resources to pay our operating expenses and fund our capital expenditures, including construction at our Helguvik project and the expansion program at Grundartangi. If we are unable to generate funds from our operations to pay our operating expenses and fund our capital expenditures and other obligations, our ability to continue to meet these cash requirements in the future could require substantial liquidity and access to sources of funds, including from capital and credit markets.

If funding is not available when needed, or is available only on unacceptable terms, we may be unable to respond to competitive pressures, take advantage of market opportunities or fund operations, capital expenditure or other obligations, any of which could have a material adverse effect on our business, financial position, results of operations and liquidity.

Our ability to access the credit and capital markets on acceptable terms may be limited due to our credit ratings, our financial condition or the deterioration of these markets.

Our credit rating was, and continues to be, adversely affected by unfavorable market and financial conditions. Our existing credit ratings, or any future negative actions the credit agencies may take, could affect our ability to access the credit and capital markets in the future and could lead to worsened trade terms, increasing our liquidity needs. An inability to access capital and credit markets when needed in order to refinance our existing debt or raise new debt or equity could have a material adverse effect on our business, financial position, results of operations and liquidity.

We require significant cash flow to meet our debt service requirements, which increases our vulnerability to adverse economic and industry conditions, reduces cash available for other purposes and limits our operational flexibility.

As of December 31, 2015 , we had an aggregate of approximately \$255 million of outstanding debt and we may incur additional debt in the future.

The level of our debt could have important consequences, including:

- increasing our vulnerability to adverse economic and industry conditions;
- reducing cash flow available for other purposes, including capital expenditures, acquisitions, dividends, working capital and other general corporate purposes; and
- limiting our flexibility in planning for, or reacting to, competitive and other changes in our business and the industry in which we operate.

We have various obligations to make payments in cash, including contractual commitments, pension funding, and certain contingent obligations, that will reduce the amount of cash available to make interest payments required on our outstanding debt and for other uses. Our industrial revenue bonds ("IRBs") and any borrowings on our U.S. and Iceland revolving credit facilities are at variable interest rates, and future borrowings required to fund working capital at our businesses, construction of the Helguvik project, acquisitions, or other strategic opportunities may be at variable rates. An increase in interest rates would increase our debt service obligations under these instruments, further limiting cash flow available for other uses.

Our ability to pay interest on and to repay or refinance our debt and to satisfy other commitments will depend upon our access to additional sources of liquidity and future operating performance, which is subject to general economic, financial, competitive, legislative, regulatory, business and other factors, including market prices for primary aluminum, that are beyond our control. Accordingly, there can be no assurance that our business will generate sufficient cash flow from operations or that future borrowings will be available to us in an amount sufficient to enable us to pay debt service obligations, refinance our existing debt or to fund our other liquidity needs. If we are unable to meet our debt service obligations or fund our other liquidity needs, we could attempt to restructure or refinance our debt or seek additional equity or debt capital. There can be no assurance that we would be able to accomplish those actions on satisfactory terms, or at all, and if we are unable to ultimately meet our debt service obligations and fund our other liquidity needs, it may have a material adverse effect on our business, financial position, results of operations and liquidity.

Despite our substantial level of debt, we may incur more debt, which could exacerbate any or all of the risks described above.

We may incur substantial additional debt in the future. Although the loan and security agreement governing our U.S. revolving credit facility and the indenture governing the 7.5% Senior Secured Notes due 2021 (the "2021 Notes") limit our ability and the ability of certain of our subsidiaries to incur additional debt, these restrictions are subject to a number of qualifications and exceptions and, under certain circumstances, debt incurred in compliance with these restrictions could be substantial. In addition, the loan and security agreement governing our U.S. revolving credit facility and the indenture governing the 2021 Notes do not prevent us from incurring certain obligations that do not constitute debt as defined in these agreements. To the extent that we incur additional debt or such other obligations, the risks associated with our substantial debt described above, including our possible inability to service our debt or other obligations, would increase.

We depend upon intercompany transfers from our subsidiaries to meet our debt service obligations.

We are a holding company and conduct all of our operations through our subsidiaries. Our ability to meet our debt service obligations depends upon the receipt of intercompany transfers from our subsidiaries. Subject to the restrictions contained in our U.S. revolving credit facility and the indenture governing our 2021 Notes, future borrowings by our subsidiaries could contain restrictions or prohibitions on intercompany transfers by those subsidiaries. In addition, under applicable law, our subsidiaries could be limited in the amounts that they are permitted to pay as dividends on their capital stock. For example, the Icelandic government and the Central Bank of Iceland currently restrict the free transfer of funds outside of Iceland. While we are currently exempt from these foreign currency rules, we cannot control further actions by the Central Bank of Iceland which might restrict our ability to transfer funds through the Icelandic banking system and outside of Iceland.

We may be required to write down the book value of certain assets.

We perform various analyses related to the carrying value of various assets whenever events or circumstances indicate that their net carrying amount may not be recoverable. Given changes in the extent and manner in which our assets are being used, changes in certain factors critical to our industry, as well as recent global economic conditions, which in part drive assumptions for the future in such analyses, we could have significant adjustments in the carrying value for certain assets. For instance, on July 27, 2015 we announced the permanent closure of our Ravenswood, West Virginia smelter which had been idled since 2009. In connection with the permanent closure of Ravenswood we recorded an impairment charge of approximately \$30.9 million. In addition, in connection with our Vlissingen carbon anode capacity expansion which we

completed in the fourth quarter of 2015, we made the decision to pursue an exit from our investment in BHH. We determined that the value of our investment in BHH has declined below its carrying value and that this loss in value is other than a temporary decline. As a result, we recorded a charge of \$11.6 million in 2015. If we are unable to reach a competitively priced power arrangement for our Mt. Holly smelter, or if we decide not to complete the Helguvik project, we may recognize a loss related to all or a portion of the assets of these facilities. Any such adjustments would be in the form of a non-cash charge which would reduce our earnings and increase our accumulated deficit. Any of the foregoing could have a material adverse effect on our business, financial position and results of operations.

Climate change legislation or environmental regulations may adversely impact our operations.

Climate change and greenhouse gas emissions are the subject of significant public and scientific attention in the countries in which we operate. In turn, increasing government attention is being paid to global climate issues and to emissions of greenhouse gases, including emissions of carbon dioxide from coal combustion by power plants. A number of governments or governmental bodies in these countries have introduced or are contemplating legislative and regulatory change in response to the potential impacts of climate change.

For example, in August 2015, the U.S. Environmental Protection Agency (the "EPA") issued the final version of its Clean Power Plan. Under the Clean Power Plan, states would be required to meet carbon emission reduction standards which represent substantial reductions from historic and current emission levels. These regulations could have a variety of adverse effects on our business. Electricity represents our single largest operating cost and the availability of electricity at competitive prices is critical to the profitability of our operations. Some of the power we purchase in the United States is generated at coal-based power plants, which are likely to be significantly impacted by these regulations. For example, these regulations could require permanent closure of significant amounts of coal-based power generation. Replacement generation would likely be more expensive, including substantial amounts of renewable generation, which additional costs would likely be passed down to us in the form of higher rates. This could significantly increase our operating costs which would have a material adverse effect on our business, financial position, results of operations and liquidity. Even small increases in power prices could have a disproportionate impact on our business if such price increases are not supported by then current aluminum prices. Certain states have challenged the Clean Power Plan asserting that the plan is illegal because it goes beyond the government's authority. The case is currently pending in front of the U.S. Court of Appeals for the District of Columbia Circuit which is expected to hear arguments in June 2016 and the U.S. Supreme Court has issued a stay blocking implementation of the plan while the case proceeds. The potential impact of these regulations on us will depend on the outcome of the litigation and the form in which these regulations are ultimately implemented, if at all.

In addition, as a member of the European Economic Area and a signatory to the Kyoto Protocol, Iceland has implemented legislation to abide by the Kyoto Protocol and prepare to abide by Directive 2003/87/EC of the European Parliament which establishes a "cap and trade" scheme for greenhouse gas emission allowance trading. Because Iceland was granted emissions allowances under the Kyoto Protocol through 2012, Iceland has implemented Directive 2003/87/EC, and is complying with the Directive by participating in the European Union ("EU") Emission Trade Scheme from January 1, 2013. Although we will receive approximately 90% of needed carbon dioxide allowances for the Grundartangi smelter free of charge, the economic impact of implementing this system is not fully known as cost of allowances could rise and we cannot be certain that Helguvik will be granted free allowances if the project is completed.

Implementation of these or other potential regulatory changes is uncertain and may be either voluntary or legislated and may impact our operations directly or indirectly through customers or our supply chain. As a result of the foregoing, we may incur increased capital expenditures resulting from compliance with such regulatory changes, increased energy costs, costs associated with a "cap and trade" system, increased insurance premiums and deductibles, a change in competitive position relative to industry peers and changes to profit or loss arising from increased or decreased demand for goods produced by us and indirectly, from changes in costs of goods sold. For example, "cap and trade" legislation may impose significant additional costs to our power suppliers that could lead to significant increases in our energy costs. In addition, the potential physical impacts of climate change on our operations are highly uncertain and will be particular to the geographic circumstances. These may include changes in rainfall patterns, shortages of water or other natural resources, changing sea levels, changing storm patterns and intensities, and changing temperature levels. Any adverse regulatory and physical changes may have a material adverse effect on our business, financial position, results of operations and liquidity.

We and our suppliers are subject to a variety of environmental laws and regulations that may have a material adverse effect on our business, financial position, results of operations and liquidity.

We are obligated to comply with various foreign, federal, state and other environmental laws and regulations, including the environmental laws and regulations of the United States, Iceland, China and the EU. Environmental laws and regulations may

expose us to costs or liabilities relating to our manufacturing operations or property ownership. We incur operating costs and capital expenditures on an ongoing basis to comply with applicable environmental laws and regulations. We also are currently, and may in the future be, responsible for the cleanup of contamination at some of our current and former facilities or for the amelioration of damage to natural resources. In addition, many of our key suppliers are subject to environmental laws and regulations that may affect their costs of production resulting in an increase in the price of the products that we purchase from them. For instance, some of the power we purchase in the United States is generated at coal-based power plants, which are subject to significant environmental regulation. If more stringent compliance or cleanup standards under environmental laws or regulations are imposed, previously unknown environmental conditions or damages to natural resources are discovered or alleged, or if contributions from other responsible parties with respect to sites for which we have cleanup responsibilities are not available, we may be subject to additional liability, which may have a material adverse effect on our business, financial condition, results of operations and liquidity. Further, additional environmental matters for which we may be liable may arise in the future at our present sites where no problem is currently known, with respect to sites previously owned or operated by us, by related corporate entities or by our predecessors, or at sites that we may acquire or operate in the future. In addition, overall production costs may become prohibitively expensive and prevent us from effectively competing in price sensitive markets if future capital expenditures and costs for environmental compliance or cleanup are significantly greater than expected.

Glencore may exercise substantial influence over us, and they may have interests that differ from those of our other stockholders.

Glencore beneficially owns approximately 42.9% of our outstanding common stock and all of our outstanding Series A Convertible Preferred stock. Through its ownership of our common and preferred stock, Glencore has a 47.5% economic ownership of Century. In addition, one of our five directors is a Glencore employee. During the year ended December 31, 2015, we derived substantially all of our consolidated sales from Glencore and we again expect to sell substantially all of our production to Glencore in 2016. Century and Glencore enter into various transactions such as the purchase and sale of primary aluminum, purchase and sale of alumina, tolling agreements and certain forward financial contracts. Because of the interests described above, Glencore may have substantial influence over our business, and on the outcome of any matters submitted to our stockholders for approval.

In addition, certain decisions concerning our operations or financial structure may present conflicts of interest between Glencore and our other stockholders. For example, Glencore may in the future engage in a wide variety of activities in our industry that may result in conflicts of interest with respect to matters affecting us. In addition, because of the interests described above, any future agreements or arrangements that we enter into with Glencore may not be comparable to those we could have negotiated with an unaffiliated third party.

Acquisitions could disrupt our operations and harm our operating results.

We have a history of making acquisitions and we expect to opportunistically seek to make acquisitions in the future. We are subject to numerous risks as a result of our acquisition strategy, including the following:

- we may spend time and money pursuing acquisitions that do not close;
- acquired companies may have contingent or unidentified liabilities;
- it may be challenging for us to manage our existing business as we integrate acquired operations; and
- we may not achieve the anticipated benefits from our acquisitions.

We are subject to numerous risks following the consummation of any acquisition, including, for example, that we may incur costs and expenses associated with any unidentified or potential liabilities, we may not achieve anticipated revenue and cost benefits from the acquisitions and unforeseen difficulties may arise in integrating the acquired operations into our existing operations. Accordingly, our past or future acquisitions might not ultimately improve our competitive position and business prospects as anticipated and may subject us to additional liabilities that could have a material adverse effect on our business, financial position, results of operations and liquidity.

Our ability to utilize certain net operating loss carryforwards to offset future taxable income may be significantly limited if we experience an "ownership change" under the Internal Revenue Code.

As of December 31, 2015, we had federal net operating loss carryforwards of approximately \$1.5 billion, after adjusting for losses carried back to previous tax years, which could offset future taxable income. Our ability to utilize our deferred tax assets to offset future federal taxable income may be significantly limited if we experience an "ownership change" as defined in Section 382 of the Internal Revenue Code of 1986, as amended (the "Code"). In general, an ownership change would occur if our "five-percent shareholders," as defined under the Code, collectively increase their ownership in us by more than fifty percentage points over a rolling three-year period. Future transactions in our stock that may not be in our control may cause us to experience such an ownership change and thus limit our ability to utilize net operating losses, tax credits and other tax assets to offset future taxable income.

We may be unable to continue to compete successfully in the highly competitive markets in which we operate.

We are engaged in a highly competitive industry. Aluminum also competes with other materials, such as steel, copper, plastics, composite materials and glass, among others, for various applications. Many of our competitors are larger than we are and have greater financial and technical resources than we do. These larger competitors may be better able to withstand reductions in price or other adverse industry or economic conditions. Similarly, many of our competitors have vertically integrated upstream operations with resulting superior cost positions to ours and may be better able to withstand reductions in price or other adverse industry or economic conditions. If we are not able to compete successfully, our business, financial position, results of operations and cash flows could be materially and adversely affected.

Unpredictable events, including natural disasters, dangerous weather conditions and political unrest, may adversely affect our ability to conduct business.

We receive a significant portion of our revenues from operations in areas that have heightened risk of natural disasters, including Iceland. Iceland suffered several natural disasters and extreme weather events in 2010, 2011, 2012 and 2014, including significant volcanic eruptions and earthquakes. Power is supplied to our Grundartangi smelter from hydroelectric and geothermal sources. Lack of sufficient rain that leads to low water levels in the reservoirs could lead to power curtailments which impact our production.

Future unpredictable events, including natural disasters, dangerous weather conditions and political unrest, may adversely affect our ability to conduct business by causing disruptions in Icelandic, Chinese, Dutch, U.S. or global economic conditions, inflicting loss of life, damaging property and requiring substantial capital expenditures and operating expenses to remediate damage and restore operations at our production facilities.

Item 1B. Unresolved Staff Comments

We have no unresolved comments from the staff of the SEC.

Item 2. Properties

Owned Properties:

Facility (1)	Ownership
Hawesville	100%
Sebree	100%
Ravenswood	100%
Mt. Holly	100%

Leased Properties:

Facility (1)	Term
Grundartangi	Long-term operating lease through 2020, renewable at our option
Helguvik	Long-term operating lease expected through 2060, with automatic extension provision
Vlissingen	Long-term operating lease through 2017, automatically renewable for five year terms through 2042
Chicago Corporate Office	Long-term operating lease that expires in September 2024

(1) See [Item 1 Business](#) — "Primary Aluminum Facilities" and "Carbon Anode Facilities" for additional information about our properties.

Our primary aluminum facilities produce standard grade and value-added primary aluminum products. Our current annual primary aluminum production capacity is approximately 1,013,000 tonnes per year ("tpy"), of which 267,000 tpy was curtailed as of December 31, 2015. Production at our Hawesville and Mt. Holly facilities is currently curtailed to approximately 40% and 50% of capacity, respectively. Construction of the Helguvik project has been curtailed since 2008 and the Ravenswood facility has been permanently closed. Our remaining facilities are operating at or near their full productive capacity. We believe all of our facilities are suitable and adequate for our current operations. Additional information about the age, location and productive capacity of our facilities is available in the "Overview" section of [Item 1 Business](#).

Item 3. Legal Proceedings

We are a party from time to time in various legal actions arising in the normal course of business, the outcomes of which, in the opinion of management, neither individually nor in the aggregate are likely to result in a material adverse effect on our financial position, operating results and cash flows. For information regarding legal proceedings pending against us at December 31, 2015, refer to [Note 14 Commitments and contingencies](#) to the consolidated financial statements included herein.

Item 4. Mine Safety Disclosures

Not applicable.

PART II**Item 5. Market for Registrant's Common Equity, Related Stockholder Matters and Issuer Purchases of Equity****Market Information**

Our common stock trades on the NASDAQ Global Market under the symbol: CENX. The following table sets forth, on a quarterly basis, the high and low sales prices of the common stock during the two most recent fiscal years.

	2015		2014	
	High sales price	Low sales price	High sales price	Low sales price
First quarter	\$ 26.97	\$ 12.87	\$ 13.37	\$ 9.67
Second quarter	14.98	10.13	15.94	12.63
Third quarter	10.59	4.07	29.54	15.77
Fourth quarter	7.21	3.19	31.75	20.79

Holders

As of February 29, 2016, there were 55 holders of record of our common stock, which does not include the number of beneficial owners whose common stock was held in street name or through fiduciaries.

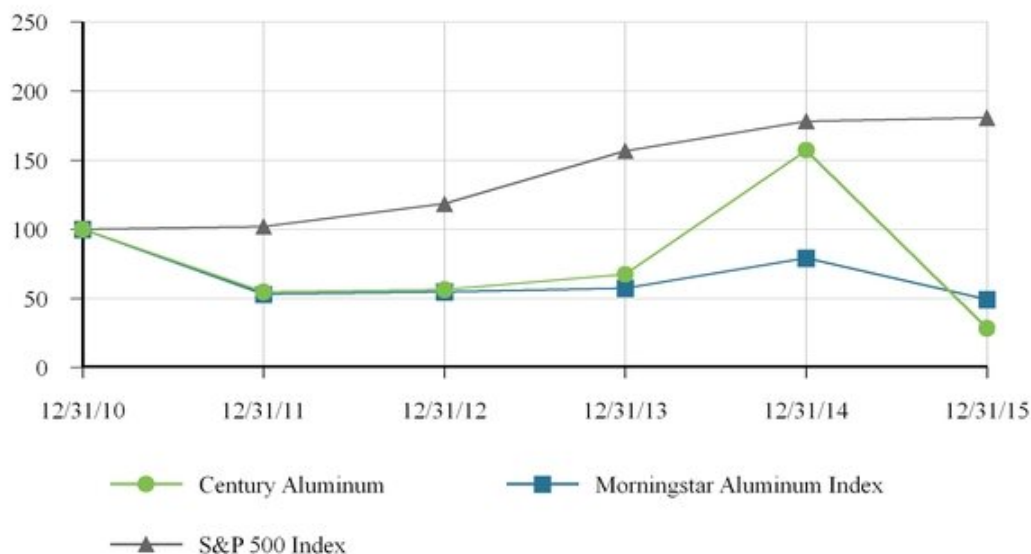
Dividend Information

We did not declare dividends on our common stock in 2015 or 2014. We do not plan to declare cash dividends in the foreseeable future. Any declaration of dividends is at the discretion of our Board of Directors.

Our U.S. revolving credit facility and the indenture governing our 2021 Notes contain restrictions which limit our ability to pay dividends. Additional information about the terms of our long-term borrowing agreements is available at [Note 5 Debt](#) to the consolidated financial statements included herein.

Stock Performance Graph

The following line graph compares Century Aluminum Company's cumulative total return to stockholders with the cumulative total return of the S&P 500 Index and the Morningstar Aluminum Index. These comparisons assume the investment of \$100 on December 31, 2010 and the reinvestment of dividends.



Comparison of Cumulative Total Return to Stockholders from December 31, 2010 through December 31, 2015

As of December 31,	2010	2011	2012	2013	2014	2015
Century Aluminum Company	\$ 100	\$ 55	\$ 56	\$ 67	\$ 157	\$ 28
Morningstar Aluminum Index	100	53	55	57	79	49
S&P 500 Index	100	102	118	157	178	181

Issuer Purchases of Equity Securities during the three months ended December 31, 2015

Period	Total Number of Shares Purchased	Average Price Paid per Share	Total Number of Shares Purchased as Part of Publicly Announced Programs (1)	Approximate Dollar Value of Shares that May Yet Be Purchased Under the Program
October 1 through October 31	—	\$ —	—	\$ 43,724,116
November 1 through November 30	—	—	—	43,724,116
December 1 through December 31	—	—	—	43,724,116
Total for quarter ended December 31, 2015	—	\$ —	—	\$ 43,724,116

- (1) In 2011, our Board of Directors authorized a \$60 million stock repurchase program and during the first quarter of 2015, our Board of Directors increased the size of the program by \$70 million. Under the program, Century is authorized to repurchase up to \$130 million of our outstanding shares of common stock, from time to time, on the open market at prevailing market prices, in block trades or otherwise. The timing and amount of any shares repurchased will be determined by our management based on its evaluation of market conditions, the trading price of our common stock and other factors. The stock repurchase program may be suspended or discontinued at any time.

Item 6. Selected Financial Data

The following table presents selected consolidated financial data for each of the last five fiscal years and should be read in conjunction with [Item 7 Management's Discussion and Analysis of Financial Condition and Results of Operations](#) and [Item 8 Financial Statements and Supplementary Data](#) and notes thereto.

Our selected historical results of operations include:

- the acquisition of the remaining interest in our Mt. Holly smelter in the fourth quarter of 2014;
- the acquisition of our Sebree smelter in the second quarter of 2013;
- the restart of the curtailed potline at our Hawesville smelter in the second quarter of 2011; and
- the partial curtailment of Hawesville in the fourth quarter of 2015.

	Year Ended December 31,				
	2015 (1)	2014 (2)	2013 (3)	2012 (4)	2011 (5)
	(dollars in thousands, except per share amounts)				
Net sales	\$ 1,949,857	\$ 1,931,042	\$ 1,454,313	\$ 1,272,111	\$ 1,356,424
Gross profit	41,313	201,799	39,523	46,342	89,522
Operating income (loss)	(39,088)	140,123	(36,556)	(7,274)	47,296
Net income (loss)	(59,310)	126,474	(40,313)	(35,610)	11,325
Earnings (loss) per share:					
Basic	\$ (0.68)	\$ 1.31	\$ (0.45)	\$ (0.40)	\$ 0.11
Diluted	(0.68)	1.30	(0.45)	(0.40)	0.11
Dividends per common share	\$ —	\$ —	\$ —	\$ —	\$ —
Total assets	1,752,468	2,025,058	1,810,196	1,776,326	1,811,094
Total debt (6)	255,093	254,703	262,946	273,766	271,285
Long-term debt obligations (7)	247,278	246,888	246,528	265,951	263,470

Year Ended December 31,

	2015 (1)	2014 (2)	2013 (3)	2012 (4)	2011 (5)
	(in dollars)				
Other information:					
Shipments – Primary aluminum:					
Direct shipments (tonnes)	823,751	728,377	485,690	377,314	334,889
Toll shipments (tonnes)	98,207	138,748	278,908	269,215	267,253
Average realized price per tonne:					
Direct shipments	\$ 2,169	\$ 2,333	\$ 2,154	\$ 2,265	\$ 2,577
Toll shipments	\$ 1,374	\$ 1,554	\$ 1,448	\$ 1,544	\$ 1,839
Average LME price:					
Per tonne	\$ 1,663	\$ 1,867	\$ 1,846	\$ 2,020	\$ 2,398
Average Midwest premium:					
Per tonne	\$ 279	\$ 450	\$ 244	\$ 218	\$ 169
Average European Duty Paid premium:					
Per tonne	\$ 236	\$ 424	\$ 272	\$ 241	\$ 193

- (1) 2015 Net loss includes the favorable impact of \$12.6 million related to purchase accounting for the Mt. Holly acquisition and \$3.4 million related to non-cash, non-recurring post-retirement benefits. Results were negatively impacted by a \$31.2 million charge related to the permanent closure of Ravenswood, \$13.1 million in costs related to the labor disruption at Hawesville, \$7.6 million due to partial curtailments of operations at Hawesville and Mt. Holly, \$11.6 million related to the impairment at BHH, \$1.6 million for signing bonuses related to a new labor agreement in Iceland, \$1.0 million related to the separation of a former senior executive and a \$7.5 million lower of cost or market inventory adjustment.
- (2) 2014 Net income includes a \$7.9 million benefit for the gain on remeasurement of contingent consideration, a \$5.5 million benefit for deferred power contract liability amortization, an unrealized gain of \$1.4 million, primarily related to an LME-based contingent obligation and a \$16.0 million benefit for the gain on remeasurement of our equity investment in Mt. Holly. Results were negatively impacted by \$5.0 million in non-cash, non-recurring pension charges and by \$2.6 million related to the separation of former senior executives.
- (3) 2013 Net loss includes a \$31.0 million benefit for deferred power contract liability amortization and an unrealized gain of \$16.8 million, related to a LME-based contingent obligation. In addition, we recorded a gain on bargain purchase of \$5.3 million related to the Sebree acquisition. We also incurred office relocation costs of \$5.8 million, a loss on early extinguishment of debt of \$3.3 million and an \$8.4 million charge relating to the separation of our former chief executive officer.
- (4) 2012 Net loss includes the favorable impact of the consumption of inventory with a \$19.8 million lower market value than cost basis during the period, an unrealized net loss on forward contracts of \$3.0 million primarily related to the mark to market of aluminum price protection options, and a net benefit of \$4.1 million related to certain litigation items.
- (5) 2011 Net income includes a charge of \$19.8 million for lower of cost or market inventory adjustments, an after-tax benefit of \$18.3 million for changes to the Century of West Virginia retiree medical benefits program, a charge related to the restart of a curtailed potline at Hawesville of \$8.6 million and a charge of \$7.7 million related to the contractual impact of changes in our Board of Directors and executive management team.
- (6) Total debt includes all long-term debt obligations, the net contingent obligation to E.ON for payments made by E.ON above an agreed amount on CAKY's behalf to Big Rivers under the Big River Agreement (the "E.ON contingent obligation") and any debt classified as short-term obligations, net of any debt discounts, including current portion of long-term debt, borrowings under the Iceland revolving credit facility and the IRBs.
- (7) Long-term debt obligations are all payment obligations under long-term borrowing arrangements, including the net E.ON contingent obligation and excluding the current portion of long-term debt, borrowings under the Iceland revolving credit facility, IRBs and net of any debt discounts.

Item 7. Management's Discussion and Analysis of Financial Condition and Results of Operations

This Management's Discussion and Analysis ("MD&A") provides information that management believes is relevant to an assessment and understanding of the consolidated financial condition and results of operations of Century Aluminum Company and its subsidiaries (collectively, "Century," the "Company," "our" and "we") and should be read in conjunction with the accompanying consolidated financial statements and related notes thereto in Item 8 and Risk Factors in Item 1A. This MD&A contains "forward-looking statements" - See "Forward-Looking Statements" above.

Overview

We are a global producer of primary aluminum with aluminum reduction facilities, or "smelters," in the United States and Iceland. The key determinants of our results of operations and cash flow from operations are as follows:

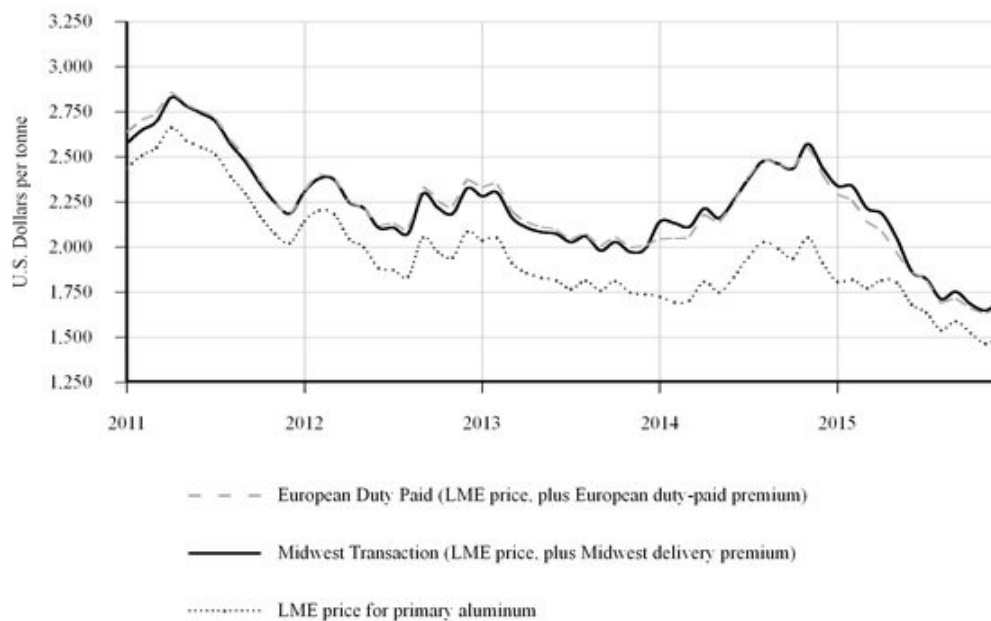
- the price of primary aluminum, which is based on the London Metal Exchange (the "LME"), or other exchanges, regional delivery premiums and any value-added product premiums;
- the cost of goods sold, the principal components of which are electrical power, alumina, carbon products and labor, which in aggregate exceed 75% of our cost of goods sold; and
- our production volume.

Pricing of aluminum

Primary aluminum is an internationally traded commodity and its price is effectively determined on the LME, or other exchanges, plus any regional delivery premiums, which are generally posted by authoritative sources, and value-added product premiums, which are negotiated between seller and buyer. Because primary aluminum is a global commodity, the price for aluminum can be volatile and subject to many factors beyond our control. This price volatility is influenced primarily by the global supply-demand balance and other factors such as speculative activities by market participants, production activities by competitors and political and economic conditions, as well as production costs in major production regions. Increases or decreases in primary aluminum prices result in increases and decreases in our revenues (assuming all other factors are unchanged). We may enter into forward contracts or other hedging arrangements to mitigate our price risk, but did not hold any such contracts as of December 31, 2015.

The historic volatility of the price of aluminum is reflected in the chart below:

Historical LME, Midwest Transaction and European Duty Paid Price



During 2015, the average LME price for primary aluminum was \$1,663 per tonne, compared to \$1,867 per tonne in 2014, an 11% decrease year-over-year. Further, in November 2015, the LME price for primary aluminum fell to a low of \$1,424 per tonne in November 2015 from a high of \$2,114 per tonne in August 2014. The average U.S. Midwest premium decreased from \$450 per tonne in 2014 to \$279 per tonne in 2015. European Duty Paid Premiums showed similar price declines.

We believe the significant decline in prices during 2015 was in large part due to significant amounts of excess Chinese capacity overhanging the market and increased exports of unfairly traded Chinese aluminum products. China's exports of unwrought aluminum products totaled 4.76 million tonnes in 2015, a 9.8% increase from 2014. There can be no assurance that this trend of over-production and high levels of exports out of China will not continue or that government action will not be taken to address the subsidies and other unfair trade practices.

Energy, Key Supplies and Raw Materials

Our operating costs are significantly impacted by changes in the prices of the materials used in the production of aluminum, including electrical power, alumina, aluminum fluoride and carbon products. Because we sell our products based principally on the LME price for primary aluminum, regional delivery premiums and value-added product premiums, we cannot pass on increased production costs to our customers. Although we attempt to mitigate the effects of price fluctuations from time to time through the use of various fixed-price commitments, financial instruments and also by negotiating LME-based pricing in some of our raw materials and electrical power contracts, these efforts also limit our ability to take advantage of favorable changes in the market prices for primary aluminum or raw materials and may affect our financial position, results of operations and cash flows.

Electrical power represents our single largest operating cost. As a result, the availability of reliable electrical power at competitive prices is critical to the profitability and viability of our operations. Historically, our domestic operations relied on long-term fixed price power supply agreements or power supply agreements based on tariff and/or cost-based pricing. Over the past several years, we have migrated our U.S. operations to primarily market-based electrical power supply agreements. Currently, Hawesville and Seabee have market-based power agreements whereby EDF and Kenergy purchase power on the open market and pass it through to our operations at MISO pricing plus transmission and other costs incurred by them. The

MISO energy prices are driven in large part by coal and natural gas prices and weather-influenced electric loads. For 2015, both natural gas prices and weather conditions were moderate and MISO energy prices were substantially below the cost-based utility rate that the smelters would otherwise have paid. The lower power costs allowed us to maintain production levels at our Kentucky operations in 2015 that would not otherwise have been practical at current aluminum prices.

Unlike the utility serving our Kentucky operations, the utility in South Carolina, the South Carolina Public Service Authority ("Santee Cooper"), is not a participant in an organized power market and any arrangements for power supply other than from Santee Cooper's generation portfolio must be bilateral with an identified seller and transmission right. Mt. Holly's power agreement for 2015 was with Santee Cooper. Under this contract, 25% of Mt. Holly's electric power requirements were supplied from Santee Cooper's generation at cost-of-service based rates and 75% was supplied from third-party generation at rates based on natural gas prices. The third-party generation rates were substantially less than Santee Cooper's cost-of-service rates. This agreement expired on December 31, 2015. On December 18, 2015, CASC reached an agreement with Santee Cooper and a third party provider that would allow Mt. Holly to operate at 50% capacity while Mt. Holly attempts to secure a long-term solution that would allow the smelter to access market power for all of its power supply; there can be no assurance that we will be successful in this effort. The agreement with Santee Cooper has a term through December 31, 2018 but can be terminated by Mt. Holly on 60 days' notice; the current third party supply contract has a term through May 31, 2016. See [Item 1A Risk Factors](#) — "If we are unable to enter into a new power contract for Mt. Holly, we may choose, or be forced, or curtail operations at the plant."

Alumina also represents a large component of our costs of goods sold and our access to alumina at favorable prices is material to our profitability and results of operations. A significant portion of the alumina required for our operations is supplied by Glencore under long-term supply agreements. For 2015 and 2016, we agreed to price all of our requirements under our agreement with Glencore based on a published alumina index. The alumina index price averaged approximately \$300 per tonne for 2015 compared to approximately \$330 per tonne for 2014. As of February 11, 2016, the alumina index price was just over \$200 per tonne. Declining alumina prices have come on the heels of a declining aluminum market. There can be no assurance, however, that the low index pricing will continue. Our results could be significantly impacted by changes in the market of the alumina index price.

Production/Shipment Volumes

Shipment volume is another of our key performance indicators. In normal circumstances, our facilities operate at or near capacity, and fluctuations in volume, other than through acquisitions or expansions, are generally small. In 2015, however, due to significant declines in the price of aluminum, the Hawesville smelter curtailed approximately 60% of its capacity in the fourth quarter of 2015. The Mt. Holly smelter has also curtailed approximately 50% of its capacity because Mt. Holly was unable to secure a competitively priced power agreement.

The following table sets forth, for the periods indicated, the shipment volumes and revenues for primary aluminum shipments:

SHIPMENTS - PRIMARY ALUMINUM

	Direct (1)				Toll	
	United States		Iceland		Iceland	
	Tonnes	Revenue \$	Tonnes	Revenue \$	Tonnes	Revenue \$
	(dollars in millions)					
2015	607,715	\$ 1,345.9	216,036	\$ 441.2	98,207	\$ 135.0
2014	570,600	1,353.4	157,777	344.7	138,748	215.7
2013	472,977	1,022.1	12,713	28.3	278,908	403.9

(1) Excludes scrap aluminum sales

Despite the production curtailments in the United States during the second half of the year, shipments for 2015 increased to 607,715 tonnes compared to 570,600 tonnes in 2014, primarily due to the acquisition of the Mt. Holly smelter. We expect that the current production curtailments at Hawesville and Mt. Holly will have a significant negative impact on our year-over-year production volumes in 2016. In Iceland, shipments increased from 296,525 tonnes in 2014 to 314,243 in 2015, primarily due to increased production capacity as a result of the ongoing expansion project. Any adverse changes in the conditions that affect shipment volumes could have a material adverse effect on our results of operations and cash flows.

Results of Operations

The following discussion reflects our historical results of operations, the comparability of which is affected by the acquisitions of the remaining interest in Mt. Holly in December 2014 and Sebree in June 2013.

Year Ended December 31, 2015 Compared to Year Ended December 31, 2014

Net sales: Net sales were favorably impacted by \$168.9 million from increases in shipment volumes due to the acquisition of the Mt. Holly smelter offset by the partial curtailment of Hawesville's operations and a shift from toll to direct shipments at Grundartangi. Net sales were unfavorably impacted by \$150.1 million compared to 2014 due to lower price realization from a significant drop in the price of aluminum.

Gross profit: During 2015, gross profit was negatively impacted by lower price realization, unfavorable alumina pricing, the write down of our inventories to the current market value, the labor disruption at our Hawesville facility and partial curtailments of production capacity. For the same period, gross profit was favorably impacted by volume due to the acquisition of Mt. Holly.

Lower sales price realizations had a negative impact on gross profit of \$150.1 million for 2015. Increased sales volume had a favorable impact on gross profit of \$28.5 million for 2015.

During 2015, alumina prices negatively impacted gross profit by \$55.4 million. For 2015, we agreed to price all of the purchases under our alumina supply agreement with Glencore based on a published alumina market index. For 2014, a majority of our purchases were indexed to the LME price for primary aluminum at index rates below 2015 market rates under a long-term alumina purchase agreement that expired December 31, 2014.

Due to the nature of our business, our inventory values are subject to fluctuations in market value and these fluctuations may have a significant impact on cost of goods sold and gross profit in any period. On average our inventory turns eight times within a year and reductions in value below cost basis at the end of a period are the new basis for inventory as it turns in subsequent periods.

As of December 31, 2015, the market value of our inventory was below its cost basis, resulting in the recording of valuation adjustment and a charge to cost of goods sold of \$7.5 million. As of December 31, 2013, the market value of our inventory was below its cost basis with lower of cost or market ("LCM") valuation adjustment of \$1.2 million. During 2014, inventory with a \$1.2 million market valuation adjustment was consumed into cost of goods sold at the lower basis. The net impact of the market valuation adjustments on the 2015 and 2014 comparative results is a decrease in gross profit of \$8.7 million.

From May 12, 2015 until June 15, 2015, the Hawesville facility experienced a labor disruption relating to the negotiation of a new collective bargaining agreement with the bargaining unit employees at the facility. During the labor disruption, Century's salaried employees and temporary replacement workers operated the facility. A new collective bargaining agreement for the facility was ratified on June 11, 2015 and bargaining unit employees returned to the facility on June 15, 2015. Century incurred direct expenses of \$13.1 million in 2015, for such things as contract labor and overtime premiums, travel and temporary living expenses, security and operating supplies, net of labor cost savings, during the labor disruption.

As a result of the unfavorable aluminum prices noted above, we made the decision to partially curtail production at our Hawesville, Kentucky smelter to approximately 40% of capacity. We also announced the partial curtailment of production at our Mt. Holly smelter to 50% of capacity effective January 1, 2016 because we were unable to secure a competitively priced power agreement for this facility. The direct costs associated with the partial curtailments of capacity were \$4.0 million. The labor disruptions and curtailment activities combined to reduce operating efficiencies resulting in increased costs. These cost increases were partially offset by \$102.8 million in lower costs for power and natural gas year over year.

The results for 2014 included \$5.5 million of amortization for a power contract credit related to the purchase accounting for the Sebree smelter.

Selling, general and administrative expenses: Selling, general and administrative expenses were favorable compared to 2014, primarily due to reductions of approximately \$4.0 million in variable compensation in 2015 and costs of \$2.6 million associated with separation of former senior executives in 2014.

Ravenswood impairment: During 2015, we recorded an impairment charge of \$30.9 million related to the Ravenswood, West Virginia aluminum smelter. The charge included \$21.5 million to write down property, plant and equipment to estimated net salvage value and \$7.8 million to write down inventory to its net realizable value. We also accrued \$1.6 million for employee severance and other exit costs which were substantially paid by the end of 2015.

Other operating expense - net: Other operating expense - net decreased by \$5.1 million compared to 2014. The reduction is primarily related to a lump sum payout to certain former employees with vested pension benefits in an effort to reduce our long-term pension liabilities. As a result, we recorded a settlement charge of \$4.7 million to other operating expense-net in 2014.

Unrealized gain on fair value of contingent consideration: On December 1, 2014, we acquired Alcoa's 50.3% stake in Mt. Holly. The purchase agreement provides for a post-closing payment based on changes in the Midwest Transaction Price and production levels at Mt. Holly during the applicable measuring period. The measurement period for this potential payment ended on December 31, 2015. Pursuant to the earn-out provision, we currently expect Alcoa to pay us \$12.5 million in the first quarter of 2016. During 2014 and 2015, we recorded unrealized gains of \$7.9 million and \$18.3 million, respectively, on the fair value of contingent consideration, primarily related to decreases in the Midwest premium and the forward curve for the LME price of primary aluminum.

Gain on remeasurement of equity investment: We accounted for our acquisition of Mt. Holly as a step acquisition which resulted in a non-cash pre-tax gain of \$16.0 million. \$14.6 million of that gain was recorded retroactively to the closing date in 2014. See [Note 3 Business acquisitions](#) to the consolidated financial statements included herein for additional information.

Income tax expense: We have a valuation allowance against all of our U.S. and certain foreign deferred tax assets. The significant driver of period to period differences in income tax expense is the change in earnings at our foreign entities that are not subject to a valuation allowance. See [Note 13 Income taxes](#) to the consolidated financial statements included herein for additional information.

BHH Impairment: In conjunction with our Vlissingen carbon anode capacity expansion which we completed in the fourth quarter of 2015, we made the decision to pursue an exit from our investment in BHH. As a result of this activity, we determined that the value of our investment in BHH has declined below its carrying value and that this loss in value is other than a temporary decline. As a result, we recorded a charge of \$11.6 million in 2015.

Year Ended December 31, 2014 Compared to Year Ended December 31, 2013

Net sales: Higher shipment volumes in 2014, due a full year of ownership of the Sebree smelter which we acquired on June 1, 2013, the acquisition of the Mt. Holly smelter on December 1, 2014 and a shift in product mix from toll to direct sales at Grundartangi, had a \$342.5 million positive impact on net sales. Higher price realizations had a positive impact on net sales of \$134.2 million. Direct shipments from our four operating smelters increased 242,687 tonnes in 2014 compared to 2013. Toll shipments decreased 140,160 tonnes relative to the same period last year.

Gross profit: During 2014, higher price realizations, net of LME-based power and alumina cost, increased gross profit by \$150.7 million, while increased volume, due to the acquisition of the Sebree and Mt. Holly smelters and the mix shift between toll and direct sales at Grundartangi, increased gross profit by \$3.9 million. In addition, we experienced \$31.4 million in net cost decreases at our smelters relative to 2013, comprised of: lower costs for power and natural gas costs at our U.S. smelters, \$45.3 million; other cost increases primarily related to increasing our presence in the value-added business, \$9.8 million; and increased depreciation, \$4.1 million.

As part of the accounting for the purchase of the Sebree smelter, we recorded a \$36.6 million estimated liability for the power contract we assumed based on the difference between the forecasted contract rates and market power rates through the contract termination date in January 2014. This liability was fully amortized over the period from June 1, 2013 through January 31, 2014, resulting in a credit to our depreciation and amortization expense. During 2013, the credit for the amortization of the power contract was \$31.0 million. During 2014, the credit for the amortization of the power contract was \$5.5 million. This resulted in a year to year decrease in gross profit of \$25.5 million.

Due to the nature of our business, our inventory values are subject to fluctuations in market value and these fluctuations may have a significant impact on cost of goods sold and gross profit in any period. On average our inventory turns eight times within a year and reductions in value below cost basis at the end of a period are the new basis for inventory as it turns in subsequent periods.

As of December 31, 2014, the market value of our inventory was above its cost basis requiring no valuation adjustments. As of December 31, 2013, the market value of our inventory was below its cost basis, resulting in the recording of a lower of cost or market ("LCM") valuation adjustment and a charge to cost of goods sold of \$1.2 million for 2013. During 2014, inventory with a \$1.2 million market valuation adjustment was consumed into cost of goods sold at the lower basis. The net impact of the 2013 market valuation adjustment on the 2014 and 2013 comparative results is an increase in gross profit of \$2.4 million.

Other operating expense - net: Other operating expense - net is primarily related to items associated with Ravenswood. Period to period charges at the facility have been relatively stable, but some post-employment benefits and other support charges are starting to trend downwards. In 2014, we offered a lump sum payout to certain former employees with vested pension benefits in an effort to reduce our long-term pension liabilities. As a result, we recorded a settlement charge of \$4.7 million to other operating expense-net.

Selling, general and administrative expenses: During 2014, we experienced decreased selling, general and administrative charges due to a reduction in external legal and outside professional service support and the absence of the relocation and severance expenses we incurred in 2013 to move our corporate headquarters to Chicago. In 2014, we incurred additional charges of \$2.6 million related to the separation of former senior executives. We recorded a charge of \$8.4 million in 2013 related to the separation of our former chief executive officer. Also, we incurred \$8.6 million of general and administrative expenses in 2013 that relate to the integration of the Century Vlissingen anode facility into our business. The Century Vlissingen anode facility is now producing anodes and its costs are included in cost of goods sold in 2014.

Gain on fair value of contingent consideration: On December 1, 2014, we acquired Alcoa's 50.3% stake in Mt. Holly for \$67.5 million in cash less certain amounts owed by Alumax to the Mt. Holly operating partnership and for certain post-employment retiree medical obligations. The acquisition is also subject to adjustments for working capital and a true-up process intended to place the parties in approximately the same economic position as if the acquisition had closed on September 30, 2014. The purchase agreement includes a potential payment that will be based on the Midwest Transaction Price and production levels at Mt. Holly. The maximum amount of this post-closing cash payment by Century to Alcoa is \$22.5 million and by Alcoa to Century is \$12.5 million. The measurement period for this potential payment ended on December 31, 2015. At December 1, 2014, we estimated that we would make a payment to Alcoa of \$13.8 million and recorded a liability of \$13.8 million as contingent consideration on the opening balance sheet. Due to movements in aluminum market prices during December, the fair value of the contingent consideration was reduced by \$7.9 million, resulting in a \$7.9 million gain. See [Note 3 Business acquisitions](#) to the consolidated financial statements included herein for additional information.

Gain on remeasurement of equity investment: We accounted for our acquisition of Alcoa's 50.3% stake in Mt. Holly as a step acquisition which required that we remeasure our existing 49.7% ownership interest (previously accounted for as an equity method investment) to fair value. The fair value of our interest in Mt. Holly was \$47.9 million, resulting in a non-cash pre-tax gain of \$16.0 million, of which \$14.6 million was recorded retroactively to the closing date in 2014. See [Note 3 Business acquisitions](#) to the consolidated financial statements included herein for additional information.

Net gain (loss) on forward and derivative contracts: The net gain on forward and derivative contracts in 2013 was primarily the result of an increase in the fair value of a derivative asset embedded in the E.ON contingent liability. This change in fair value resulted in unrealized gains of \$16.4 million in 2013. We have recorded unrealized gains of \$1.4 million in 2014 related to the derivative asset embedded in the E.ON contingent liability.

Gain on bargain purchase: On June 1, 2013, we acquired the Sebree smelter. The allocation of the purchase price to the assets acquired and liabilities assumed is based on the estimated fair values at the date of acquisition. Based on the final purchase price allocation, we recorded a gain on bargain purchase of \$5.3 million in 2013. See [Note 3 Business acquisitions](#) to the consolidated financial statements included herein for additional information.

Loss on early extinguishment of debt: In 2013, as a result of the tender offer and redemption of our 8% senior secured notes due 2014 (the "8.0% Notes"), we recorded charges of \$3.3 million for loss on early extinguishment of debt. We determined the tender and redemption of the 8.0% Notes should be treated as an extinguishment of the debt and accordingly, we recorded a loss on early extinguishment of debt in the second quarter of 2013. The loss on early extinguishment of debt consisted of the write-off of deferred financing costs and the debt discount associated with the 8.0% Notes, as well as the tender premium paid as part of the tender offer and redemption of the 8.0% Notes.

Income tax expense: We have a valuation allowance against all of our U.S. and certain foreign deferred tax assets. The significant driver of period to period differences in income tax expense is the change in earnings at our foreign entities that are

not subject to a valuation allowance. See [Note 13 Income taxes](#) to the consolidated financial statements included herein for additional information.

Liquidity and Capital Resources

Our principal sources of liquidity are available cash, cash flow from operations and available borrowings under our revolving credit facilities. Our principal uses of cash are the funding of operating costs, payments of principal and interest on our outstanding debt, the funding of capital expenditures, investments in our growth activities and in related businesses, working capital, maintenance of curtailed production facilities and other general corporate requirements. For major investment projects we would likely seek financing from various capital markets, and may potentially pursue the formation of strategic alliances. We have raised capital in the past through the public equity and debt markets, and we regularly explore various other financing alternatives. We may be unable, however, to issue additional debt or equity securities, or enter into other financing arrangements on attractive terms, or at all, due to a number of factors including a lack of demand, unfavorable pricing, poor economic conditions, unfavorable interest rates, or our financial condition or credit rating at the time. Future uncertainty in the U.S. and international markets and economies may adversely affect our liquidity, our ability to access the debt or capital markets and our financial condition.

Available Cash

Our available cash and cash equivalents balance at December 31, 2015 was \$115 million compared to \$163 million at December 31, 2014 .

Sources and Uses of Cash

Cash and cash equivalents (decreased) increased as follows for the years ended December 31,

	2015	2014	2013
	(dollars in thousands)		
Net cash provided by operating activities	\$ 31,866	\$ 207,680	\$ 19,718
Net cash used in investing activities	(43,363)	(120,326)	(117,174)
Net cash used in financing activities	(36,352)	(8,200)	(2,432)
Change in cash and cash equivalents	\$ (47,849)	\$ 79,154	\$ (99,888)

Net cash flow from operating activities for 2015 was \$31.9 million , compared to \$207.7 million for 2014 . The decrease in cash provided by operating activities in 2015 compared to 2014 was primarily due to the \$115.6 million reduction in adjusted EBITDA in 2015 as compared to 2014 and a \$34.6 million Mt. Holly pension funding payment in 2015.

Net cash flow from operating activities for 2014 was \$207.7 million , compared to \$19.7 million for 2013. The increase in cash provided by operating activities was primarily due to \$203.1 million higher adjusted EBITDA, \$3 million lower interest payments and \$3 million lower pension contributions in 2014 compared to 2013. These increases in cash provided by operating activities were partially offset by \$8 million in investments in working capital and \$11 million in higher income tax payments in 2014 compared to 2013. Our 2014 cash flow from operations was also negatively impacted by a one-time separation payment to our former CEO of \$10 million.

Our net cash used in investing activities for 2015 was \$43.4 million , compared to \$120.3 million for 2014 . The decrease in cash used was due to the \$65.1 million purchase of the Mt. Holly smelter in 2014 and receipt of \$11.3 million in cash for purchase price adjustments in 2015. Capital expenditures for 2015 were \$54.7 million, compared to \$55.1 million for 2014. Capital expenditures for 2015 included \$12.8 million for the Grundartangi expansion project and \$11.5 million was related to the second baking furnace at Vlissingen. The remaining amounts are related to upgrading production equipment, improving facilities and complying with environmental requirements. We believe total capital spending in 2016 will be approximately \$20 to \$25 million, primarily related to our ongoing expansion in Iceland and other investment projects at our North American facilities. In late 2015, we completed our project to restart the second baking furnace at Vlissingen, which will increase total annual carbon anode production capacity to 145,000 tonnes.

Our net cash used in investing activities for 2014 was \$120.3 million compared to \$117.2 million for 2013. The increase in cash used was due to the \$65.1 million purchase of the Mt. Holly smelter in 2014 compared to the acquisition of the Seabee

smelter in 2013 for \$48.1 million. In addition, we incurred an \$8.0 million lower spending level for general capital expenditures in 2014 compared to 2013 and \$5 million lower capital expenditures for Vlissingen in 2014 compared to 2013.

Our net cash used in financing activities for 2015 was \$36.4 million, compared to \$8.2 million for 2014. In 2015, cash used in financing activities was related to our share repurchase program. In 2014, cash used in financing activities was related to \$6 million in net repayments of the amounts borrowed under our revolving credit facilities and the extinguishment of the remaining \$2.6 million of our 7.5% Notes due in 2014.

Our net cash used in financing activities for 2014 was \$8.2 million compared to \$2.4 million for 2013. In 2014, cash used in financing activities was related to \$6 million in net repayments of the amounts borrowed under our revolving credit facilities and the extinguishment of the remaining \$2.6 million of our 7.5% Notes due in 2014.

Adjusted EBITDA

We use certain non-GAAP measures when reviewing our cash flows from operations, including adjusted EBITDA. We define adjusted EBITDA as net income (loss) adjusted for certain non-cash or non-recurring items. Our calculations of adjusted EBITDA may not be comparable to similarly titled measures reported by other companies due to differences in the components used in their calculations. We believe the presentation of adjusted EBITDA is a useful measure to help investors evaluate our capacity to fund our ongoing cash operating requirements, including capital expenditures and debt service obligations. Adjusted EBITDA should not be considered as a substitute for operating income (loss) as determined in accordance with GAAP.

The following table includes a reconciliation of adjusted EBITDA to net income, the most comparable GAAP financial measure.

	2015	2014	2013
	(dollars in thousands)		
Net income (loss)	\$ (59,310)	\$ 126,474	\$ (40,313)
Interest expense	21,954	22,015	23,091
Interest income	(339)	(301)	(728)
Net gain on forward & delivery contracts	(1,600)	(179)	(16,598)
Gain on bargain purchase	—	—	(5,253)
Unrealized gain on fair value of contingent consideration	(18,337)	(7,943)	—
Gain on remeasurement of equity investment	—	(15,955)	—
Loss on early extinguishment of debt	—	—	3,272
Other income (expense) - net	356	(991)	(496)
Income tax expense	9,276	18,308	3,131
BHH impairment	11,584	—	—
Equity in earnings of joint ventures	(2,672)	(1,305)	(2,662)
Operating income (loss)	\$ (39,088)	\$ 140,123	\$ (36,556)
Depreciation	80,117	70,827	66,570
Ravenswood closure	31,215	—	—
Hawesville labor disruption	13,113	—	—
Operations partial curtailment	7,600	—	—
Lower of cost or market inventory	7,539	(1,247)	1,247
Sebree power contract amortization	—	(5,534)	(31,031)
Post-retirement curtailments gain	(3,400)	—	—
Litigation items	—	3,600	(2,225)
Corporate relocation	—	—	5,777
Non-cash, non-recurring pension charges	—	4,964	—
Signing bonus - new Iceland labor agreement	1,600	—	—
Separation of former senior executives	1,000	2,590	8,394
Adjusted EBITDA	\$ 99,696	\$ 215,323	\$ 12,176

Availability Under Our Credit Facilities

We and certain of our direct and indirect subsidiaries are party to a senior secured revolving credit facility, dated May 24, 2013, as amended, with a syndicate of lenders which provides for borrowings of up to \$150 million in the aggregate, including up to \$110 million under a letter of credit sub-facility (the "U.S. revolving credit facility"). Any letters of credit issued and outstanding under the U.S. revolving credit facility reduce our borrowing availability on a dollar-for-dollar basis. We have also entered into, through our wholly-owned subsidiary Nordural Grundartangi ehf, a \$50 million revolving credit facility, dated November 27, 2013 (the "Iceland revolving credit facility"). Century's U.S. revolving credit facility matures in June 2020 and our Iceland revolving credit facility matures in November 2016.

The availability of funds under our credit facilities is limited by a specified borrowing base consisting of certain accounts receivable, inventory and qualified cash deposits. As of December 31, 2015, our credit facilities had no amounts outstanding and approximately \$85 million of net availability after consideration of our outstanding letters of credit. Curtailments of production capacity decrease our borrowing base by reducing our accounts receivable and inventory balances. We borrow and make repayments under our credit facilities in the ordinary course based on a number of factors, including the timing of payments from our customers and payments to our suppliers. Borrowings and repayments under our credit facilities for the year ended December 31, 2015 on a gross basis were \$1.7 million.

As of December 31, 2015, we had approximately \$46 million of letters of credit outstanding under our U.S. revolving credit facility with 63% related to our domestic power commitments and the remainder securing certain debt and workers' compensation commitments. With the acquisition of Mt. Holly in December 2014, Santee Cooper required us to post a letter of credit to secure our power obligations under the then existing power contract. This letter of credit reduces automatically on a

monthly basis beginning on April 1, 2015 until the letter of credit expires on February 26, 2016. As of December 31, 2015, there was \$19 million outstanding under this letter of credit. The power agreement with Santee Cooper expired on December 31, 2015 and we have entered into a new agreement for power at Mt. Holly under which 75% of the power to serve Mt. Holly is sourced from a third party supplier from generation that is outside Santee Cooper's service territory. In January 2016, we were required to post an \$8 million letter of credit with the third party supplier as collateral for our obligations under the agreement through May 31, 2016. We are currently working on securing power arrangements at Mt. Holly following May 31, 2016. The magnitude of our future letter of credit obligations with respect to power at Mt. Holly will depend on whether we are successful in securing a power arrangement following May 31, 2016.

Senior Secured Notes

We have \$250 million in 7.5% senior secured notes payable that will mature on June 1, 2021 ("2021 Notes"). Interest is payable semi-annually and we have no principal payments due in the next five years.

The indenture governing the 2021 Notes contains customary covenants which may limit our ability, and the ability of certain of our subsidiaries, to: (i) incur additional debt; (ii) incur additional liens; (iii) pay dividends or make distributions in respect of capital stock; (iv) purchase or redeem capital stock; (v) make investments or certain other restricted payments; (vi) sell assets; (vii) issue or sell stock of certain subsidiaries; (viii) enter into transactions with shareholders or affiliates; and (ix) effect a consolidation or merger.

Contingent Commitments

We have a contingent obligation to E.ON which consists of the aggregate E.ON payments made to Big Rivers on CAKY's behalf in excess of the agreed upon base amount under the long-term cost-based power contract with Kenergy. As of December 31, 2015, the principal and accrued interest for the E.ON contingent obligation was \$19.6 million, which was fully offset by a derivative asset. We may be required to make installment payments for the E.ON contingent obligation in the future. These payments are contingent based on the LME price of primary aluminum and the level of Hawesville's operations. Based on the LME forward market at December 31, 2015 and management's estimate of the LME forward market beyond the quoted market period, we have assessed that we will not be required to make payments on the E.ON contingent obligation during the term of the agreement through 2028. There can be no assurance that circumstances will not change thus accelerating the timing of such payments.

Employee Benefit Plan Contributions

In 2013, we entered into a settlement agreement with the PBGC regarding an alleged "cessation of operations" at our Ravenswood facility as a result of the February 2009 curtailment of operations at the facility. Pursuant to the terms of the agreement, we will make additional contributions (above any minimum required contributions) to our defined benefit pension plans over the term of the agreement. As of December 31, 2015, the remaining contributions under this agreement are approximately \$9.6 million. Under certain circumstances, in periods of low primary aluminum prices relative to our operations, we may defer one or more of these payments, but we would be required to provide the PBGC with acceptable security for any deferred payments. In 2014 and 2015, we elected to defer contributions under the PBGC agreement and have provided the PBGC with the appropriate security. In March 2015, we made a prepayment of the deferred PBGC contributions of \$1.1 million.

In 2015, we made a contribution to the Mt. Holly defined benefit plan of \$34.6 million to satisfy our pension plan funding obligations under the Stock Purchase Agreement for the Mt. Holly acquisition. We expect to make contributions to the qualified defined benefit plans and unqualified supplemental executive retirement benefits ("SERB") plan totaling approximately \$1.8 million during 2016. We may choose to make additional contributions to these plans from time to time at our discretion.

Other Items

In February 2015, Nordural ehf participated in the 50/50 Icelandic Krona ("ISK") Auctions (the "Auctions") sponsored by the Central Bank of Iceland ("CBI") and may participate in future auctions. During the second quarter of 2014, Nordural ehf also participated in the Auctions sponsored by the Central Bank of Iceland ("CBI"). The Auctions allow authorized investors to exchange foreign currency for ISK with 50% exchanged at the official rate set by the CBI and 50% exchanged at the auction rate. The ISK received in the Auction must be invested in Iceland for a minimum of five years.

During 2015, we paid Icelandic withholding taxes on intercompany dividends of approximately \$8.4 million. We anticipate these payments will be refunded in November 2016. In November 2015, we received a refund for Icelandic withholding taxes paid in 2014 of \$5.5 million. The withholding taxes and associated refunds are payable in ISK and we are subject to foreign currency risk associated with fluctuations in the value of the U.S. dollar as compared to the ISK.

In 2011, our Board of Directors approved a \$60 million common stock repurchase program and subsequently increased this program by \$70 million in the first quarter of 2015. Through December 31, 2015, we have expended approximately \$86.3 million under the program. As of February 29, 2016, we had \$43.7 million remaining under the repurchase program authorization. The repurchase program may be expanded, suspended or discontinued by our Board, in its sole discretion, at any time.

We are also defendant in several actions relating to various aspects of our business. While it is impossible to predict the ultimate disposition of any litigation, we do not believe that any of these lawsuits, either individually or in the aggregate, will have a material adverse effect on our financial condition, results of operations or liquidity. See [Note 14 Commitments and contingencies](#) to the consolidated financial statements included herein for additional information.

Helguvik project

We have made aggregate capital expenditures through December 31, 2015 related to the construction and development of the Helguvik project of approximately \$148 million. We also have substantial future contractual commitments for the Helguvik project. If we were to cancel the Helguvik project, we estimate that our exposure to contract cancellation costs and other costs would be approximately \$20 million, of which we currently have accrued liabilities of approximately \$11.9 million. We are continuing to negotiate with the power suppliers to the project to, among other things, remove all the remaining conditions to their obligations to supply contracted power. The timing of the power availability together with other factors will determine the timing of resumption of major construction activity at Helguvik. We expect that capital expenditures for this project will be less than \$1 million per year until the restart of major construction activities at Helguvik. We cannot, at this time, predict when the restart of major construction activity will occur.

The Helguvik project's cost, scope and schedule is dependent on the Helguvik electrical power agreements. These agreements contain certain conditions to the power suppliers' obligations and the power suppliers have alleged that certain of these conditions have not been satisfied. In July 2014, HS, one of our power suppliers, commenced arbitration proceedings against Nordural Helguvik ehf seeking, among other things, an order declaring, (i) that the conditions to the power contract have not been fulfilled and, (ii) that the power contract is therefore no longer valid. We are currently in negotiations with both power suppliers with respect to such conditions and other matters pertaining to these agreements. If we are unable to reach agreement regarding the satisfaction of the remaining conditions to the power agreements, we may have to seek alternative sources of power, incur substantially increased power costs or further curtail construction activities of the Helguvik project. Due to the limited number of Icelandic power providers with resources sufficient to provide power to the Helguvik project (only three are currently in operation in Iceland), we may find it difficult or impossible to procure additional sources of power if these suppliers do not perform under their existing agreements and may be unable to complete construction of the smelter.

If we do not restart construction, we may have to recognize a loss on our investment at the time that a decision is made to abandon the project. See [Item 1A Risk Factors](#) — "Substantial delay in the completion of, or failure to complete, the Helguvik project may increase its cost, subject us to losses and impose other risks to completion that are not foreseeable at this time", included herein.

Critical Accounting Estimates

Our significant accounting policies are described in [Note 1 Summary of significant accounting policies](#) to the consolidated financial statements. The preparation of the financial statements requires that management make judgments, assumptions and estimates in applying these accounting policies. Those judgments are normally based on knowledge and experience about past and current events and on assumptions about future events. Critical accounting estimates require management to make assumptions about matters that are highly uncertain at the time of the estimate and a change in these estimates may have a material impact on our financial position or results of operations. Significant judgments and estimates made by our management include expenses and liabilities related to pensions and other postretirement benefits ("OPEB"), deferred tax assets, accounting for business combinations and property, plant and equipment. Our management has discussed the development and selection of these critical accounting estimates with the audit committee of our board of directors and the audit committee has reviewed our disclosure.

Pension and Other Postretirement Benefit Liabilities

We sponsor several pension and other postretirement benefit plans. Our liabilities under these defined benefit plans are determined using methodologies that involve several actuarial assumptions, the most significant of which are the discount rate, health care cost inflation rate and the long-term rate of return on plan assets.

Discount Rate Selection

It is our policy to select a discount rate for purposes of measuring obligations under defined benefit plans by matching cash flows separately for each plan to the yields on high-quality zero coupon bonds. We use the Ryan Discount Rate Curve (the "Ryan Curve"). We believe the Ryan Curve provides a method of developing a spot curve yield (our discount rate) that is consistent with observable market conditions.

The Ryan Curve was specifically developed to meet the criteria set forth in ASC 715 "Compensation — Retirement Benefits." The published information at the end of each calendar month includes spot rate yields (high quality zero coupon bond yield estimates) in half year increments for use in tailoring a discount rate to a particular plan's projected benefit cash flow. The Ryan Curve rate represents the assumed discount rate developed from these spot rate yields, based on the pattern and duration of the benefit payments of a typical, large, somewhat mature pension plan which we believe is consistent with our plans.

The individual characteristics of each plan, including projected cash flow patterns and payment durations, have been taken into account, since discount rates are determined on a plan-by-plan basis. We will generally select a discount rate rounded to the nearest 0.25% unless specific circumstances provide for a more appropriate non-rounded rate to be used. We believe the projected cash flows used to determine the Ryan Curve rate provide a good approximation of the timing and amounts of our defined benefit payments under our plans and no adjustment to the Ryan Curve rate has been made.

Weighted Average Discount Rate Assumption for:	2015	2014
Pension plans	4.44%	4.05%
OPEB	4.50%	4.00%

A change of a half percentage point in the discount rate for our defined benefit plans would have the following effects on our obligations under these plans as of December 31, 2015 :

Effect of changes in the discount rates on the Projected Benefit Obligations for:	50 basis point increase	50 basis point decrease
	(dollars in millions)	
Pension plans	\$ (17.7)	\$ 19.7
OPEB plans	(7.9)	8.7

Century provides postretirement benefit plans that provide health care and life insurance benefits for a portion of the retired employees of our U.S. based operations. ASC 715 requires the accrual of the estimated cost of providing postretirement benefits during the working careers of those employees who could become eligible for such benefits when they retire. We fund these benefits as the retirees submit claims.

Measurement of our postretirement benefit obligations requires the use of several assumptions about factors that will affect the amount and timing of future benefit payments. The assumed health care cost trend rates are the most critical estimates for measurement of the postretirement benefit obligation. Changes in the health care cost trend rates have a significant effect on the amounts reported for the health care benefit obligation.

Medical cost inflation is initially estimated to be 8% , declining to 5% over six years and thereafter. Assumed health care cost trend rates have a significant effect on the amounts reported for the health care benefit obligations. A one-percentage-point change in the assumed health care cost trend rate would have had the following effects in 2015 :

	1% Increase	1% Decrease
	(dollars in millions)	
Effect on total of service and interest cost components	\$ 1.4	\$ (1.1)
Effect on accumulated postretirement benefit obligation	18.2	(15.1)

Long-term Rate of Return on Plan assets assumption

We are currently using a 7.16% long-term rate of return on plan assets for the development of the net periodic cost for the defined benefit pension plans. The rate was selected by taking into account our expected asset mix and is based on historical performance as well as expected future rates of return on plan assets.

Deferred Income Tax Assets

We regularly assess the likelihood that deferred tax assets will be recovered from future taxable income. To the extent we believe that it is more likely than not that a deferred tax asset will not be realized, a valuation allowance is established. When a valuation allowance is established or increased, an income tax charge is included in the consolidated statement of operations and net deferred tax assets are adjusted accordingly. Changes in tax laws, statutory tax rates and future taxable income levels could result in actual realization of the deferred tax assets being materially different from the amounts provided for in the consolidated financial statements. If the actual recovery amount of the deferred tax asset is less than anticipated, we would be required to write-off the remaining deferred tax asset and increase the tax provision.

The amount of a valuation allowance is based upon our best estimate of our ability to realize the net deferred tax assets. A valuation allowance can subsequently be reversed when we believe that the assets are realizable on a more likely than not basis. We have a valuation allowance of \$ 769 million against all of our U.S. and Netherlands deferred tax assets and a portion of our Icelandic deferred tax assets as of December 31, 2015 , due to our assessment that it is more likely than not that these assets will not be realized based on our cumulative net losses.

Accounting for Business Combinations

We account for acquired businesses using the purchase method of accounting, which requires that the assets acquired and liabilities assumed be recorded at the date of the acquisition at their respective estimated fair values. The judgments used to estimate the fair value assigned to each class of assets acquired and liabilities assumed, as well as the estimated life of each, can materially impact the results of operations for the current period and for periods subsequent to the acquisition through depreciation and amortization. For significant acquisitions, the purchase price allocation is carried out with assistance from independent third-party valuation specialists.

Property, Plant and Equipment Impairment

We review our property, plant and equipment whenever events or circumstances indicate that the carrying amount of these assets (asset group) may not be recoverable. The carrying amount of the assets (asset group) is not recoverable if it exceeds the sum of the undiscounted cash flows expected to result from the use and eventual disposition of the assets (asset group). In that case, an impairment loss would be recognized for the amount by which the carrying amount exceeds the fair value of the assets (asset group), with the fair value determined using a discounted cash flow calculation. These estimates of future cash flows include management's assumptions about the expected use of the assets (asset group), the remaining useful life, expenditures to maintain the service potential, market and cost assumptions.

Determination as to whether and how much an asset is impaired involves significant management judgment involving highly uncertain matters, including estimating the future sales volumes, future selling prices and costs, alternative uses for the asset, and estimated proceeds from the disposal of the asset. However, the impairment reviews and calculations are based on estimates and assumptions that take into account our business plans and long-term investment decisions at the time of such impairment reviews.

Other Contingencies

We are a defendant in several actions relating to various aspects of our business. While it is impossible to predict the ultimate disposition of any litigation, we do not believe that any of these lawsuits, either individually or in the aggregate, will have a material adverse effect on our financial condition, results of operations or liquidity. See [Note 14 Commitments and contingencies](#) to the consolidated financial statements included herein for additional information.

Recently Issued Accounting Standards Updates

Information regarding recently issued accounting pronouncements is included in [Note 1 Summary of significant accounting policies](#) to the consolidated financial statements included herein.

Contractual Obligations

In the normal course of business, we have entered into various contractual obligations that will be settled in cash. These obligations consist primarily of long-term debt obligations and purchase obligations. The expected future cash flows required to meet these obligations are shown in the table below. More information is available about these contractual obligations in the notes to the consolidated financial statements included herein.

	Payments Due by Period						
	Total	2016	2017	2018	2019	2020	Thereafter
	(dollars in millions)						
Long-term debt (1)	\$ 258	\$ —	\$ —	\$ —	\$ —	\$ —	\$ 258
Estimated interest payments (2)	104	19	19	19	19	19	9
Purchase obligations (3)	1,149	355	73	76	75	58	512
OPEB obligations (4)	276	7	7	7	8	8	239
Other liabilities (5)	83	9	9	9	9	9	38
Total	\$ 1,870	\$ 390	\$ 108	\$ 111	\$ 111	\$ 94	\$ 1,056

- (1) Long-term debt includes principal repayments on the 7.5% Notes due 2021 and the IRB. Payments are based on the assumption that all outstanding debt instruments will remain outstanding until their respective due dates. Based on the LME forward market prices for primary aluminum at December 31, 2015 and management's estimate of the LME forward market for periods beyond the quoted periods, we have assessed that we will not have any payment obligations for the E.ON contingent obligation through the term of the agreement, which expires in 2028. See "Liquidity and Capital Resources - Contingent Commitments".
- (2) Estimated interest payments on our long-term debt are based on several assumptions, including an assumption that all outstanding debt instruments will remain outstanding until their respective due dates. Our estimated future interest payments for any debt with a variable rate are based on the assumption that the December 31, 2015 rate for that debt continues until the respective due date. We assume that no interest payments on the E.ON contingent obligation will be paid through the term of agreement, see above.
- (3) Purchase obligations include long-term alumina, power contracts and anode contracts, excluding market-based power and raw material requirements contracts. For contracts with LME-based pricing provisions, including our long-term alumina contracts and Icelandic power contracts, we assumed a LME price using the LME forward curve as of December 31, 2015.
- (4) Includes the undiscounted estimated benefit payments for our OPEB obligations, which are unfunded.
- (5) Other liabilities include estimated SERB benefit payments, workers' compensation benefit payments and asset retirement obligations. Asset retirement obligations are primarily estimated disposal costs for the potliner currently in service.

Item 7A. Quantitative and Qualitative Disclosures about Market Risk

Commodity Price Sensitivity

We are exposed to price risk for primary aluminum. From time to time, we may manage our exposure to fluctuations in the price of primary aluminum through financial instruments designed to protect our downside price risk exposure. In addition, we manage our exposure to fluctuations in our costs by purchasing certain of our alumina and power requirements under supply contracts with prices tied to the same indices as our aluminum sales contracts (the LME price of primary aluminum). Our risk management activities do not include any trading or speculative transactions.

Market-Based Power Price Sensitivity

Market-Based Electrical Power Agreements

Hawesville and Sebree have market-based electrical power agreements pursuant to which EDF and Kenergy purchase market-based electrical power on the open market and pass it through to Hawesville and Sebree at MISO pricing, plus transmission and other costs incurred by them. A substantial portion of Mt. Holly's electric power requirements was also supplied at rates based on natural gas prices. See Part I, Item 1, "Business - Supply Contracts - Electrical Power Supply Agreements" for additional information about these market-based power agreements.

Electrical Power Price Sensitivity

With the movement toward market-based power supply agreements, we have increased our electrical power price risk for our domestic operations, whether due to fluctuations in the price of power available on the MISO market or the price of natural gas. Power represents our single largest operating cost, so changes in the price and/or availability of market power could significantly impact the profitability and viability of our Hawesville, Sebree and Mt. Holly operations. Transmission line outages, problems with grid stability or limitations on energy import capability could also increase power prices, disrupt production through pot instability or force a curtailment of all or part of the production at these facilities. In addition, indirect factors that lead to power cost increases, such as any increasing prices for natural gas or coal, fluctuations in or extremes in weather patterns or new or more stringent environmental regulations may severely impact our financial condition, results of operations and liquidity.

While we currently have not entered into any forward contracts to mitigate the price risk associated with our open market power purchases, we may manage our exposure by entering into certain forward contracts or option contracts in future periods.

The consumption shown in the table below is at normal capacity levels and does not reflect partial production curtailments.

Electrical power price sensitivity by location:

	Hawesville	Sebree	Mt. Holly	Total
Expected average load (in megawatts ("MW"))	482	385	400	1,267
Annual expected electrical power usage (in megawatt hours ("MWh"))	4,222,320	3,372,600	3,504,000	11,098,920
Annual cost impact of an increase or decrease of \$1 per MWh (in thousands)	\$ 4,200	\$ 3,400	\$ 3,500	\$ 11,100

Foreign Currency

We are exposed to foreign currency risk due to fluctuations in the value of the U.S. dollar as compared to the ISK, the euro, the Chinese renminbi and other currencies. Grundartangi's labor costs, part of its maintenance costs and other local services are denominated in ISK and a portion of its anode costs are denominated in euros and Chinese renminbi. We have deposits denominated in ISK in Icelandic banks; in addition, our tax payments in Iceland for withholding taxes on intercompany dividends and estimated payments of Icelandic income taxes and any associated refunds are denominated in ISK. As a result, an increase or decrease in the value of those currencies relative to the U.S. dollar would affect Grundartangi's operating margins. In addition, Vlissingen's labor costs, maintenance costs and other local services are denominated in euros. We expect to incur capital expenditures for the construction of the Helguvik project, although we continue to evaluate the Helguvik project's cost, scope and schedule. Upon a restart of major construction for the Helguvik project, we have forecasted

that a significant portion of the capital expenditures would be denominated in currencies other than the U.S. dollar, with significant portions in ISK, euros and Swiss francs.

We may manage our exposure by entering into foreign currency forward contracts or option contracts for forecasted transactions and projected cash flows for foreign currencies in future periods. As of December 31, 2015, we had no foreign currency forward contracts outstanding.

Natural Economic Hedges

Any analysis of our exposure to the commodity price of aluminum should consider the impact of natural hedges provided by certain contracts that contain pricing indexed to the LME price for primary aluminum. Certain of our alumina contracts, as well as certain of Grundartangi's electrical power and tolling contracts, are indexed to the LME price for primary aluminum and provide a natural hedge for a portion of our production.

Risk Management

Our metals, power, natural gas and foreign currency risk management activities are subject to the control and direction of senior management within guidelines established by Century's Board of Directors. These activities are regularly reported to Century's Board of Directors.

Item 8. Financial Statements and Supplementary Data

INDEX TO FINANCIAL STATEMENTS

	<u>Page</u>
Reports of Independent Registered Public Accounting Firm	43
Consolidated Statements of Operations for the Years Ended December 31, 2015, 2014 and 2013	45
Consolidated Statements of Comprehensive Income (Loss) for the Years Ended December 31, 2015, 2014 and 2013	46
Consolidated Balance Sheets at December 31, 2015 and 2014	47
Consolidated Statements of Shareholders' Equity for the Years Ended December 31, 2015, 2014 and 2013	48
Consolidated Statements of Cash Flows for the Years Ended December 31, 2015, 2014 and 2013	49
Notes to the Consolidated Financial Statements	51

REPORT OF INDEPENDENT REGISTERED PUBLIC ACCOUNTING FIRM

To the Board of Directors and Shareholders of Century Aluminum Company
Chicago, Illinois

We have audited the accompanying consolidated balance sheets of Century Aluminum Company and subsidiaries (the “Company”) as of December 31, 2015 and 2014, and the related consolidated statements of operations, comprehensive income (loss), shareholders’ equity, and cash flows for each of the three years in the period ended December 31, 2015. Our audits also included the financial statement schedule listed in the Index at Item 15. These financial statements and the financial statement schedule are the responsibility of the Company’s management. Our responsibility is to express an opinion on the financial statements and the financial statement schedule based on our audits.

We conducted our audits in accordance with the standards of the Public Company Accounting Oversight Board (United States). Those standards require that we plan and perform the audit to obtain reasonable assurance about whether the financial statements are free of material misstatement. An audit includes examining, on a test basis, evidence supporting the amounts and disclosures in the financial statements. An audit also includes assessing the accounting principles used and significant estimates made by management, as well as evaluating the overall financial statement presentation. We believe that our audits provide a reasonable basis for our opinion.

In our opinion, such consolidated financial statements present fairly, in all material respects, the financial position of Century Aluminum Company and subsidiaries at December 31, 2015 and 2014, and the results of their operations and their cash flows for each of the three years in the period ended December 31, 2015, in conformity with accounting principles generally accepted in the United States of America. Also, in our opinion, such financial statement schedule, when considered in relation to the basic consolidated financial statements taken as a whole, presents fairly, in all material respects, the information set forth therein.

We have also audited, in accordance with the standards of the Public Company Accounting Oversight Board (United States), the Company’s internal control over financial reporting as of December 31, 2015, based on the criteria established in *Internal Control-Integrated Framework (2013)* issued by the Committee of Sponsoring Organizations of the Treadway Commission and our report dated March 4, 2016 expressed an unqualified opinion on the Company’s internal control over financial reporting.

/s/ Deloitte & Touche LLP

Pittsburgh, Pennsylvania
March 4, 2016

REPORT OF INDEPENDENT REGISTERED PUBLIC ACCOUNTING FIRM

To the Board of Directors and Shareholders of Century Aluminum Company
Chicago, Illinois

We have audited the internal control over financial reporting of Century Aluminum Company and subsidiaries (the "Company") as of December 31, 2015, based on criteria established in *Internal Control-Integrated Framework (2013)* issued by the Committee of Sponsoring Organizations of the Treadway Commission. The Company's management is responsible for maintaining effective internal control over financial reporting and for its assessment of the effectiveness of internal control over financial reporting, included in the accompanying Item 9A, Internal Control over Financial Reporting. Our responsibility is to express an opinion on the Company's internal control over financial reporting based on our audit.

We conducted our audit in accordance with the standards of the Public Company Accounting Oversight Board (United States). Those standards require that we plan and perform the audit to obtain reasonable assurance about whether effective internal control over financial reporting was maintained in all material respects. Our audit included obtaining an understanding of internal control over financial reporting, assessing the risk that a material weakness exists, testing and evaluating the design and operating effectiveness of internal control based on the assessed risk, and performing such other procedures as we considered necessary in the circumstances. We believe that our audit provides a reasonable basis for our opinion.

A company's internal control over financial reporting is a process designed by, or under the supervision of, the company's principal executive and principal financial officers, or persons performing similar functions, and effected by the company's board of directors, management, and other personnel to provide reasonable assurance regarding the reliability of financial reporting and the preparation of financial statements for external purposes in accordance with generally accepted accounting principles. A company's internal control over financial reporting includes those policies and procedures that (1) pertain to the maintenance of records that, in reasonable detail, accurately and fairly reflect the transactions and dispositions of the assets of the company; (2) provide reasonable assurance that transactions are recorded as necessary to permit preparation of financial statements in accordance with generally accepted accounting principles, and that receipts and expenditures of the company are being made only in accordance with authorizations of management and directors of the company; and (3) provide reasonable assurance regarding prevention or timely detection of unauthorized acquisition, use, or disposition of the company's assets that could have a material effect on the financial statements.

Because of the inherent limitations of internal control over financial reporting, including the possibility of collusion or improper management override of controls, material misstatements due to error or fraud may not be prevented or detected on a timely basis. Also, projections of any evaluation of the effectiveness of the internal control over financial reporting to future periods are subject to the risk that the controls may become inadequate because of changes in conditions, or that the degree of compliance with the policies or procedures may deteriorate.

In our opinion, the Company maintained, in all material respects, effective internal control over financial reporting as of December 31, 2015, based on the criteria established in *Internal Control-Integrated Framework (2013)* issued by the Committee of Sponsoring Organizations of the Treadway Commission.

We have also audited, in accordance with the standards of the Public Company Accounting Oversight Board (United States), the consolidated financial statements and financial statement schedule as of and for the year ended December 31, 2015 of the Company and our report dated March 4, 2016 expressed an unqualified opinion on those financial statements and financial statement schedule.

/s/ Deloitte & Touche LLP

Pittsburgh, Pennsylvania
March 4, 2016

CENTURY ALUMINUM COMPANY
CONSOLIDATED STATEMENTS OF OPERATIONS

(in thousands, except per share amounts)

	Year Ended December 31,		
	2015	2014	2013
NET SALES:			
Related parties	\$ 1,867,711	\$ 1,262,101	\$ 511,051
Third-party customers	82,146	668,941	943,262
	1,949,857	1,931,042	1,454,313
Cost of goods sold	1,908,544	1,729,243	1,414,790
Gross profit	41,313	201,799	39,523
Selling, general and administrative expenses	42,115	49,195	67,477
Ravenswood impairment	30,850	—	—
Other operating expense – net	7,436	12,481	8,602
Operating income (loss)	(39,088)	140,123	(36,556)
Interest expense	(21,954)	(22,015)	(23,091)
Interest income	339	301	728
Net gain on forward and derivative contracts	1,600	179	16,598
Gain on bargain purchase	—	—	5,253
Unrealized gain on fair value of contingent consideration	18,337	7,943	—
Gain on remeasurement of equity investment	—	15,955	—
Loss on early extinguishment of debt	—	—	(3,272)
Other income (expense) – net	(356)	991	496
Income (loss) before income taxes and equity in earnings of joint ventures	(41,122)	143,477	(39,844)
Income tax expense	(9,276)	(18,308)	(3,131)
Income (loss) before equity in earnings of joint ventures	(50,398)	125,169	(42,975)
BHH impairment	(11,584)	—	—
Equity in earnings of joint ventures	2,672	1,305	2,662
Net income (loss)	\$ (59,310)	\$ 126,474	\$ (40,313)
EARNINGS (LOSS) PER COMMON SHARE:			
Basic	\$ (0.68)	\$ 1.31	\$ (0.45)
Diluted	(0.68)	1.30	(0.45)

See notes to consolidated financial statements.

CENTURY ALUMINUM COMPANY
CONSOLIDATED STATEMENTS OF COMPREHENSIVE INCOME (LOSS)

(in thousands)

	Year Ended December 31,		
	2015	2014	2013
Comprehensive income (loss):			
Net income (loss)	\$ (59,310)	\$ 126,474	\$ (40,313)
Other comprehensive income (loss) before income tax effect:			
Net gain on foreign currency cash flow hedges reclassified as income	(186)	(186)	(186)
Defined benefit plans and other postretirement benefits:			
Net gain (loss) arising during the period	5,553	(41,995)	56,795
Prior service benefit (cost) arising during the period	1,758	(1,299)	—
Amortization of prior service benefit during the period	(8,351)	(3,504)	(3,920)
Amortization of actuarial net loss during the period	7,794	10,312	8,174
Change in equity in investee other comprehensive income	—	—	61
Other comprehensive income (loss) before income tax effect	6,568	(36,672)	60,924
Income tax effect	(1,536)	(1,829)	(1,564)
Other comprehensive income (loss)	5,032	(38,501)	59,360
Total comprehensive income (loss)	\$ (54,278)	\$ 87,973	\$ 19,047

See notes to consolidated financial statements.

CENTURY ALUMINUM COMPANY
CONSOLIDATED BALANCE SHEETS

(in thousands, except share amounts)

	December 31,	
	2015	2014
ASSETS		
Cash and cash equivalents	\$ 115,393	\$ 163,242
Restricted cash	791	801
Accounts receivable — net	9,475	77,667
Due from affiliates	17,417	31,503
Inventories	231,872	283,480
Prepaid and other current assets	42,412	29,768
Deferred taxes	—	14,281
Assets held for sale	30,697	—
Total current assets	448,057	600,742
Property, plant and equipment — net	1,232,256	1,305,543
Other assets	72,155	118,773
TOTAL	\$ 1,752,468	\$ 2,025,058
LIABILITIES AND SHAREHOLDERS' EQUITY		
LIABILITIES:		
Accounts payable, trade	\$ 90,489	\$ 151,443
Due to affiliates	10,045	22,261
Accrued and other current liabilities	48,822	103,807
Accrued employee benefits costs	10,148	10,159
Industrial revenue bonds	7,815	7,815
Total current liabilities	167,319	295,485
Senior notes payable	247,278	246,888
Accrued pension benefits costs — less current portion	43,999	59,906
Accrued postretirement benefits costs — less current portion	125,999	152,894
Other liabilities	53,009	53,272
Deferred taxes	96,994	111,486
Total noncurrent liabilities	567,279	624,446
COMMITMENTS AND CONTINGENCIES (NOTE 14)		
SHAREHOLDERS' EQUITY:		
Series A Preferred stock (Note 6)	1	1
Common stock (Note 6)	942	939
Additional paid-in capital	2,513,631	2,510,261
Treasury stock, at cost	(86,276)	(49,924)
Accumulated other comprehensive loss	(112,650)	(117,682)
Accumulated deficit	(1,297,778)	(1,238,468)
Total shareholders' equity	1,017,870	1,105,127
TOTAL	\$ 1,752,468	\$ 2,025,058

See notes to consolidated financial statements.

CENTURY ALUMINUM COMPANY
CONSOLIDATED STATEMENTS OF SHAREHOLDERS' EQUITY

(in thousands)

	Preferred stock	Common stock	Additional paid-in capital	Treasury stock, at cost	Accumulated other comprehensive loss	Accumulated deficit	Total shareholders' equity
Balance, December 31, 2012	\$ 1	\$ 933	\$ 2,507,454	\$ (49,924)	\$ (151,192)	\$ (1,324,629)	\$ 982,643
Net loss – 2013	—	—	—	—	—	(40,313)	(40,313)
Other comprehensive income	—	—	—	—	59,360	—	59,360
Issuance of common stock – compensation plans	—	1	43	—	—	—	44
Share-based compensation expense	—	—	1,078	—	—	—	1,078
Conversion of preferred stock to common stock	—	1	(1)	—	—	—	—
Balance, December 31, 2013	\$ 1	\$ 935	\$ 2,508,574	\$ (49,924)	\$ (91,832)	\$ (1,364,942)	\$ 1,002,812
Net income – 2014	—	—	—	—	—	126,474	126,474
Other comprehensive loss	—	—	—	—	(38,501)	—	(38,501)
Elimination of equity in investee resulting from acquisition	—	—	—	—	12,651	—	12,651
Issuance of common stock – compensation plans	—	2	302	—	—	—	304
Share-based compensation expense	—	—	1,387	—	—	—	1,387
Conversion of preferred stock to common stock	—	2	(2)	—	—	—	—
Balance, December 31, 2014	\$ 1	\$ 939	\$ 2,510,261	\$ (49,924)	\$ (117,682)	\$ (1,238,468)	\$ 1,105,127
Net loss – 2015	—	—	—	—	—	(59,310)	(59,310)
Other comprehensive income	—	—	—	—	5,032	—	5,032
Issuance of common stock – compensation plans	—	1	1,528	—	—	—	1,529
Repurchase of common stock	—	—	—	(36,352)	—	—	(36,352)
Share-based compensation expense	—	—	1,844	—	—	—	1,844
Conversion of preferred stock to common stock	—	2	(2)	—	—	—	—
Balance, December 31, 2015	\$ 1	\$ 942	\$ 2,513,631	\$ (86,276)	\$ (112,650)	\$ (1,297,778)	\$ 1,017,870

See notes to consolidated financial statements.

CENTURY ALUMINUM COMPANY
CONSOLIDATED STATEMENTS OF CASH FLOWS
(in thousands)

	Year Ended December 31,		
	2015	2014	2013
CASH FLOWS FROM OPERATING ACTIVITIES:			
Net income (loss)	\$ (59,310)	\$ 126,474	\$ (40,313)
Adjustments to reconcile net income (loss) to net cash provided by operating activities:			
Gain on bargain purchase	—	—	(5,253)
Unrealized gain on fair value of contingent consideration	(18,337)	(7,943)	—
Gain on remeasurement of equity investment	—	(15,955)	—
Unrealized gain on E.ON contingent obligation	(1,411)	(1,412)	(16,781)
Lower of cost or market inventory adjustment	7,539	(1,247)	1,247
Depreciation	80,117	70,827	66,570
Ravenswood impairment	30,850	—	—
BHH impairment	11,584	—	—
Sebree power contract amortization	—	(5,534)	(31,031)
Pension and other postretirement benefits	(4,991)	6,939	1,740
Deferred income taxes	(178)	2,633	(1,493)
Stock-based compensation	1,844	1,334	1,078
Loss on early extinguishment of debt	—	—	3,272
Equity in earnings of joint ventures, net of dividends	(806)	425	871
Change in operating assets and liabilities:			
Accounts receivable — net	68,192	(8,712)	(6,001)
Due from affiliates	14,086	12,084	(5,717)
Inventories	44,896	(16,513)	(21,740)
Prepaid and other current assets	(144)	3,392	5,318
Accounts payable, trade	(60,583)	11,797	25,224
Due to affiliates	(12,216)	3,058	13,845
Accrued and other current liabilities	(31,540)	18,071	5,834
Pension contribution - Mt. Holly	(34,595)	—	—
Other — net	(3,131)	7,962	23,048
Net cash provided by operating activities	31,866	207,680	19,718
CASH FLOWS FROM INVESTING ACTIVITIES:			
Purchase of property, plant and equipment	(54,700)	(55,126)	(68,077)
Purchase of Sebree smelter	—	(1,042)	(48,058)
Investments in and advances to joint ventures	—	—	(125)
Purchase of remaining interest in Mt. Holly smelter	11,313	(65,100)	—
Proceeds from sale of property, plant and equipment	14	46	525
Restricted and other cash deposits	10	896	(1,439)
Net cash used in investing activities	(43,363)	(120,326)	(117,174)

CENTURY ALUMINUM COMPANY
CONSOLIDATED STATEMENTS OF CASH FLOWS
(in thousands)

	Year Ended December 31,		
	2015	2014	2013
CASH FLOWS FROM FINANCING ACTIVITIES:			
Repayment of debt	—	(2,603)	(249,604)
Proceeds from issuance of debt	—	—	246,330
Borrowings under revolving credit facilities	1,737	92,423	22,725
Repayments under revolving credit facilities	(1,737)	(98,423)	(16,725)
Debt issuance costs	—	—	(3,994)
Debt retirement costs	—	—	(1,208)
Repurchase of common stock	(36,352)	—	—
Issuance of common stock	—	403	44
Net cash used in financing activities	(36,352)	(8,200)	(2,432)
CHANGE IN CASH AND CASH EQUIVALENTS	(47,849)	79,154	(99,888)
Cash and cash equivalents, beginning of year	163,242	84,088	183,976
Cash and cash equivalents, end of year	\$ 115,393	\$ 163,242	\$ 84,088

See notes to consolidated financial statements .

CENTURY ALUMINUM COMPANY
NOTES TO THE CONSOLIDATED FINANCIAL STATEMENTS
YEARS ENDED DECEMBER 31, 2015, 2014 AND 2013
(amounts in thousands, except share and per share amounts)

1. Summary of significant accounting policies

Organization and Basis of Presentation — Century Aluminum Company ("Century Aluminum," "Century," the "Company", "we", "us", "our" or "ours") is a holding company, whose principal subsidiaries are Century Kentucky, Inc. (together with its subsidiaries, "CAKY"), Nordural ehf ("Nordural"), Century Aluminum Sebree LLC ("Century Sebree"), Century Aluminum of South Carolina ("CASC"), and Century Aluminum of West Virginia, Inc. ("Century of West Virginia"). Century Kentucky, Inc. operates a primary aluminum reduction facility in Hawesville, Kentucky ("Hawesville"). Nordural Grundartangi ehf, a subsidiary of Nordural, operates a primary aluminum reduction facility in Grundartangi, Iceland ("Grundartangi"). Century Sebree operates a primary aluminum reduction facility in Robards, Kentucky ("Sebree"). CASC operates a primary aluminum reduction facility in Mt. Holly, South Carolina ("Mt. Holly"). Nordural Helguvik ehf, a subsidiary of Nordural, owns a greenfield primary aluminum project in Helguvik, Iceland ("Helguvik" or the "Helguvik project"), construction of which is currently curtailed. In July 2015, we announced the permanent closure of our Ravenswood facility, located adjacent to the Ohio River near Ravenswood, West Virginia ("Ravenswood"). Ravenswood is owned by our wholly-owned subsidiary, Century of West Virginia.

In addition to our primary aluminum assets, our subsidiary, Century Vlissingen, owns and operates a carbon anode production facility owned located in Vlissingen, the Netherlands ("Vlissingen"). We also own a 40% stake in Baise Haohai Carbon Co., Ltd. ("BHH"), a joint venture that owns and operates a carbon anode and cathode facility located in the Guangxi Zhuang Autonomous Region of south China. Carbon anodes are used in the production of primary aluminum and both BHH and Vlissingen currently supply carbon anodes to Grundartangi.

As of December 31, 2015, Glencore owns 42.9% of Century's outstanding common stock and all of our outstanding Series A Convertible Preferred stock. Through its ownership of our common and preferred stock, Glencore has an overall 47.5% economic ownership of Century. Century and Glencore enter into various transactions such as the purchase and sale of primary aluminum, purchase and sale of alumina, tolling agreements and certain forward financial contracts. See [Note 2 Related party transactions](#)

Principles of Consolidation — The consolidated financial statements include the accounts of Century Aluminum Company and our subsidiaries, after elimination of all intercompany transactions and accounts. Our interest in the BHH joint venture is accounted for under the equity method. For BHH, we report our investment in its results of operations on a one-quarter lag. Prior to the acquisition of Mt. Holly, we accounted for our interest in Mt. Holly using the equity method of accounting.

Revenue recognition — In connection with our sales agreement with Glencore, we invoice Glencore prior to physical shipment of goods for substantially all production generated from each of our US domestic smelters. For those sales, revenue is recognized only when Glencore has specifically requested such treatment and has made a commitment to purchase the product. The goods must be complete, ready for shipment and separated from other inventory with title and risk of ownership passing to Glencore. We must retain no performance obligations. For all other shipments, including sales to Glencore from our smelter in Iceland, our tolling agreement with Glencore, revenue is recognized when title and risk of loss pass to the customer which is upon shipment.

Cash and Cash Equivalents — Cash and cash equivalents are comprised of cash, money market funds and short-term investments having original maturities of three months or less. The carrying amount of cash equivalents approximates fair value.

Accounts Receivable and Due from Affiliates — These amounts are net of an allowance for uncollectible accounts and credit memos of \$ 1,000 and \$ 1,000 at December 31, 2015 and 2014, respectively.

Inventories — Our inventories are stated at the lower of cost or Net Realizable Value ("NRV"), using the first-in, first-out ("FIFO") method.

CENTURY ALUMINUM COMPANY
NOTES TO THE CONSOLIDATED FINANCIAL STATEMENTS (Continued)

Property, Plant and Equipment — Property, plant and equipment is stated at cost. Additions, renewals and improvements are capitalized. Asset and accumulated depreciation accounts are relieved for dispositions with resulting gains or losses included in other income – net. Maintenance and repairs are expensed as incurred. We capitalize interest for the construction of qualifying assets. Depreciation of plant and equipment is provided for by the straight-line method over the following estimated useful lives:

Building and improvements	10 to 45 years
Machinery and equipment	5 to 35 years
Technology and software	3 to 7 years

Impairment of long-lived assets — We evaluate our property, plant and equipment for potential impairment whenever events or circumstances indicate that the carrying amount of these assets may not be recoverable. If deemed unrecoverable, an impairment loss would be recognized for the amount by which the carrying amount exceeds the fair value of the assets. Impairment evaluation and fair value is based on estimates and assumptions that take into account our business plans and a long-term investment horizon. In June 2015, we recognized an impairment charge of \$30,850 based on our decision to immediately and permanently close our Ravenswood facility. In establishing the Ravenswood impairment we evaluated the recoverability of the remaining inventory and fixed assets. The resulting fair value is classified as Assets held for sale and was determined using management's assumptions based on a pending plan of sale. Such assumptions include an estimated future sale price based on scrap value or based on the market price of scrap components or similar assets. These non-recurring fair value adjustments and the inputs used in the measurement are classified as Level 3 fair value measurements.

In the fourth quarter of 2015, we completed the construction of a second furnace at our carbon anode facility in Vlissingen, Netherlands which increased our capacity to produce carbon anodes and reduced our need to source carbon anodes from BHH. As a result, in the fourth quarter of 2015, we made the decision to pursue an exit from our investment in BHH. In connection with our exit plan, we concluded that our investment in BHH was other than temporarily impaired and recorded a charge of \$11,584. Fair value for the investment was based on a proposed sale transaction for a portion of the investment and we classified the fair value within Level 3 of the fair value hierarchy as its fair value was determined with inputs that are not readily observable in the market. We did not recognize any impairment losses on our long-lived fixed assets during 2014 or 2013.

Business Acquisitions — We allocate the purchase price to the assets acquired and liabilities assumed based on their estimated fair values on the date of the acquisition. The difference between the fair value of the net assets acquired and the purchase price is recorded as either goodwill or a bargain purchase gain. We record the operating results of our acquired businesses in our consolidated statements of operations from the date of acquisition.

Income Taxes — We account for income taxes using the asset and liability method, whereby deferred income taxes reflect the net tax effect of temporary differences between the carrying amounts of assets and liabilities for financial reporting purposes and the amounts used for income tax purposes. In evaluating our ability to realize deferred tax assets, we use judgment to determine if it is more likely than not that some portion or all of a deferred tax asset will not be realized, and if a corresponding valuation allowance is required. Accordingly, we have a valuation allowance against all of our net U.S. federal and state deferred tax assets, a portion of our Icelandic and all of our Hong Kong and Netherlands net operating loss ("NOL") deferred tax assets. Additionally, we have provided for deferred taxes on unremitted foreign earnings.

Defined Benefit Pension and Other Postretirement Benefits — We sponsor defined benefit pension and other postretirement benefit ("OPEB") plans for certain of our domestic hourly and salaried employees and a SERB plan for certain current and former executive officers. We recognize expenses, assets and liabilities based on actuarial assumptions. We contribute to our defined benefit pension plans based upon actuarial and economic assumptions designed to achieve adequate funding of the projected benefit obligations and to meet the minimum funding requirements.

Postemployment Benefits — We provide certain postemployment benefits to certain former and inactive employees and their dependents during the period following employment, but before retirement. These benefits include salary continuance, supplemental unemployment and disability healthcare. We recognize the estimated future cost of providing postemployment benefits on an accrual basis over the active service life of the employee.

Foreign Currency — We are exposed to foreign currency risk due to fluctuations in the value of the U.S. dollar as compared to the euro, the Icelandic krona ("ISK") and the Chinese renminbi. Grundartangi and Vlissingen use the U.S. dollar as their functional currency, however a portion of the operating expenses of their respective facilities are denominated and payable in currencies other than the U.S. dollar. In addition, our joint venture, BHH, uses the Chinese renminbi as its

CENTURY ALUMINUM COMPANY
NOTES TO THE CONSOLIDATED FINANCIAL STATEMENTS (Continued)

functional currency. Grundartangi's labor costs, part of its maintenance costs and other local services are denominated in ISK and a portion of its anode costs are denominated in euros. Labor costs, maintenance costs and other local services at Vlissingen are denominated in euros. Transactions denominated in currencies other than the functional currency are recorded based on exchange rates at the time such transactions arise and any transaction gains and losses are reflected in other income – net in the consolidated statements of operations. For our joint venture investments we record gains and losses associated with foreign currency exchange rates in equity in earnings of joint ventures .

Financial Instruments — Receivables, certain life insurance policies, payables, borrowings under revolving credit facilities and debt related to industrial revenue bonds ("IRBs") are carried at amounts that approximate fair value.

Earnings per share — Basic earnings (loss) per share ("EPS") amounts are calculated by dividing earnings (loss) available to common stockholders by the weighted average number of common shares outstanding. Diluted EPS amounts assume the issuance of common stock for all potentially dilutive common shares outstanding.

We calculate the amount of net income (loss) allocated to common stockholders and basic EPS using the Two-Class Method earnings allocation formula, allocating undistributed income to our Series A Convertible Preferred Stock shareholder consistent with their participation rights, and diluted EPS using the If-Converted Method when applicable.

Our Series A Convertible Preferred Stock is a non-cumulative perpetual participating convertible preferred stock with no set dividend preferences. In periods where we report net losses, we do not allocate these losses to the convertible preferred stock for the computation of basic or diluted EPS.

Asset Retirement Obligations — We are subject to environmental regulations which create certain legal obligations related to the normal operations of our domestic primary aluminum smelter operations. Our asset retirement obligations ("AROs") consist primarily of costs associated with the disposal of spent pot liner used in the reduction cells of our domestic facilities. AROs are recorded on a discounted basis at the time the obligation is incurred (when the pot liner is put in service) and accreted over time for the change in the present value of the liability. We capitalize the asset retirement costs by increasing the carrying amount of the related long-lived assets and depreciating these assets over their remaining useful lives.

Certain conditional asset retirement obligations ("CAROs") relate to the remediation of our primary aluminum facilities for hazardous material, such as landfill materials and asbestos which have not been recorded because they have an indeterminate settlement date. CAROs are a legal obligation to perform an asset retirement activity in which the timing and (or) method of settlement are conditional on a future event that may or may not be within our control.

Concentrations of Credit Risk — Financial instruments, which potentially expose us to concentrations of credit risk, consist principally of trade receivables. Our limited customer base increases our concentrations of credit risk with respect to trade receivables. We routinely assess the financial strength of our customers and collectability of our trade receivables.

Use of Estimates — The preparation of financial statements in conformity with generally accepted accounting principles in the United States ("GAAP") requires management to make estimates and assumptions that affect the reported amounts of assets and liabilities and disclosures of contingent assets and liabilities at the date of the financial statements and the reported amounts of revenues and expenses during the reporting period. Actual results could differ from those estimates.

Share-Based Compensation — We measure the cost of employee services received in exchange for an award of equity instruments based on the fair value of the award on the grant date. We recognize the cost over the period during which an employee is required to provide service in exchange for the award.

We issue shares to satisfy the requirements of our share-based compensation plans. At this time, we do not plan to issue treasury shares to support our share-based compensation plans, but we may in the future. We award performance units to certain officers and employees. The performance units may be settled in cash or common stock at the discretion of the Board. These awards have historically been settled in cash, although a portion of these awards were settled in common stock in 2015.

We have not issued any stock options since 2009.

Recently Issued Accounting Standards

On November 20, 2015, the Financial Accounting Standards Board ("FASB") issued ASU No. 2015-17, Balance Sheet Classification of Deferred Taxes, requiring all deferred tax assets and liabilities, and any related valuation allowance, to be

CENTURY ALUMINUM COMPANY
NOTES TO THE CONSOLIDATED FINANCIAL STATEMENTS (Continued)

classified as non-current on the balance sheet. The classification change for all deferred taxes as non-current simplifies entities' processes as it eliminates the need to separately identify the net current and net non-current deferred tax asset or liability in each jurisdiction and allocate valuation allowances. We elected to prospectively adopt the accounting standard in the beginning of our fourth quarter of fiscal 2015. Prior periods in our Consolidated Financial Statements were not retrospectively adjusted.

In May 2014, the FASB and International Accounting Standards Board ("IASB") issued their final standard on revenue from contracts with customers. The standard, issued as ASU 2014-09 "Revenue From Contracts with Customers" by the FASB, outlines a single comprehensive model for entities to use in accounting for revenue arising from contracts with customers and supersedes most current revenue recognition guidance, including industry-specific guidance. Compared with current GAAP, the ASU requires significantly expanded disclosures about revenue recognition. The ASU is effective for Century for our fiscal year 2018 and thereafter. We are currently evaluating the impact of adoption on our consolidated financial position, results of operations and cash flows.

2. Related party transactions

The significant related party transactions occurring during the years ended December 31, 2015, 2014 and 2013 are described below.

Glencore ownership

Through its ownership of our common and preferred stock, Glencore plc and its subsidiaries (together, "Glencore") has an overall 47.5% economic ownership in Century Aluminum.

Sales to Glencore

Pursuant to several agreements with Glencore, we sell substantially all of our production to Glencore. Glencore purchases the aluminum we produce for resale to end users.

Glencore purchases substantially all of the aluminum produced at our North American smelters pursuant to that certain sales agreement, effective as of December 31, 2014 (the "U.S. Sales Agreement"). Under the U.S. Sales Agreement, Glencore purchases our aluminum on a take or pay basis at prices determined by reference to the Midwest Transaction Price plus additional negotiated product premiums. The current term of the U.S. Sales Agreement continues through December 31, 2016.

Glencore has also agreed to purchase substantially all primary aluminum produced at Grundartangi from 2014 through 2017 at market prices, less commitments under existing tolling contracts (the "Glencore Grundartangi Metal Agreement"). The price for aluminum delivered to Glencore under the Glencore Grundartangi Metal Agreement is determined by reference to the LME price for primary aluminum, plus the European Duty Paid premium and any applicable product premiums. We have also entered into a tolling agreement with Glencore for 90,000 tpy through July 2016. Under this agreement, Glencore provides Grundartangi alumina for processing and receives primary aluminum in return for tolling fees that are based on the price of primary aluminum.

We had a long-term contract to sell Glencore primary aluminum, at a variable price based on the LME, adjusted by a negotiated U.S. Midwest market premium with a cap and floor as applied to the current U.S. Midwest premium, which expired at the end of 2013. In addition, we had a contract to sell Glencore all U.S. produced primary aluminum, less existing sales agreements and high-purity metal sales, which expired at the end of 2013. We sold high-purity metal in 2013 on a spot basis at variable prices based on the LME, plus U.S. Midwest premium and product premiums.

We believe that all of the transactions with Glencore were at prices that approximate market.

CENTURY ALUMINUM COMPANY
NOTES TO THE CONSOLIDATED FINANCIAL STATEMENTS (Continued)

Purchases from Glencore

We purchase alumina from Glencore on both a spot and long-term contract basis. We are party to a long-term alumina supply agreement with Glencore, in which Glencore has agreed to supply us with alumina through 2017 at prices indexed to the LME price of primary aluminum. In 2014, upon mutual agreement, approximately half of the purchases under this agreement were priced based on a published alumina index. For 2015, we priced all of the purchases under this agreement based on a published alumina index. We had additional agreements to buy alumina from Glencore, which expired at the end of 2014 and 2013. In 2014 and 2013, the pricing on these alumina purchase agreements for Grundartangi was indexed to the LME price for primary aluminum. We believe that the alumina purchased from Glencore under these contracts were purchased at prices that approximate market.

Transactions with BHH

We own a 40% stake in BHH, a carbon anode and cathode facility located in the Guangxi Zhuang Autonomous Region of south China. We purchase carbon anodes from BHH. In the fourth quarter of 2015, we completed the construction of a second furnace at our carbon anode facility in Vlissingen, Netherlands. This investment increases our capacity to produce carbon anodes and reduces our need to source carbon anodes from BHH. As a result, in the fourth quarter of 2015, we made the decision to pursue an exit from our investment in BHH. In connection with our exit plan, we concluded that our investment in BHH was other than temporarily impaired and recorded a charge of \$11,584. Fair value for the investment was based on a proposed sale transaction for a portion of the investment.

Summary

A summary of the aforementioned related party transactions for the years ended December 31, 2015, 2014 and 2013 is as follows:

	Year Ended December 31,		
	2015	2014	2013
Net sales to Glencore	\$ 1,867,711	\$ 1,262,101	\$ 511,051
Purchases from Glencore	393,158	285,167	173,693
Purchases from BHH	46,592	47,804	86,678

3. Business acquisitions

Acquisition of Mt. Holly aluminum smelter

On October 23, 2014, our wholly-owned subsidiary, Berkeley Aluminum Inc. ("Berkeley"), entered into a stock purchase agreement (the "Stock Purchase Agreement") with Alumax Inc. ("Alumax"), a wholly-owned subsidiary of Alcoa, pursuant to which Berkeley acquired all of the issued and outstanding shares of Alumax of South Carolina, Inc. ("Alumax of SC") and, thereby, acquired Alcoa's 50.3% stake in Mt. Holly. Immediately following the consummation of the transaction, Berkeley merged with and into Alumax of SC with Alumax of SC surviving and changed its name to "Century Aluminum of South Carolina, Inc." CASC now owns 100% of Mt. Holly. Mt. Holly, located in Goose Creek, South Carolina, employed approximately 600 people and had an annual production capacity of 231,000 tonnes of primary aluminum as of the acquisition date.

Pursuant to the terms of the Stock Purchase Agreement, Berkeley acquired all of the issued and outstanding shares of capital stock of Alumax of SC for \$67,500 in cash subject to working capital and other similar adjustments. The acquisition was funded with available cash on hand. We incurred \$1,087 of acquisition related costs during 2014 and \$452 of acquisition-related costs during 2015. All acquisition-related costs were expensed to selling, general and administrative expenses in the period they were incurred.

The following table summarizes all of the elements of consideration for the transaction.

CENTURY ALUMINUM COMPANY
NOTES TO THE CONSOLIDATED FINANCIAL STATEMENTS (Continued)

December 1, 2014

Purchase price	\$	67,500
Contingent consideration		13,780
Economic, working capital and other closing adjustments		(13,513)
Total consideration	\$	<u>67,767</u>

Contingent Consideration - Earn-out provision

The Stock Purchase Agreement provides for a post-closing cash payment to be made following December 31, 2015 based on (i) changes in the Midwest Transaction Price for aluminum between July 2, 2014 and December 31, 2015 and (ii) the aggregate cast house production of Mt. Holly from October 1, 2014 through December 31, 2015. The maximum amount of this post-closing cash payment by (i) CASC to Alcoa is \$22,500 and (ii) Alcoa to CASC is \$12,500. We measured the fair value of the contingent consideration and recognized a \$13,780 liability at December 1, 2014. Each period, until the end of the measurement period on December 31, 2015, we remeasured the fair value of the contingent consideration and the change in the fair value was recognized in earnings. We classified the contingent consideration within Level 3 of the fair value hierarchy as its fair value was determined with inputs that are not readily observable in the market. During 2015, we recognized \$18,337 in gain on fair value of contingent consideration, primarily related to decreases in the forward curve of the LME price of primary aluminum.

Pursuant to the earn-out provision, we currently expect Alcoa to pay us \$12,500 in the first quarter of 2016.

Economic Adjustment, working capital and other adjustments

The Stock Purchase Agreement provides for an economic adjustment that was established to put the parties in the same economic position as if the closing date for the acquisition had occurred on September 30, 2014. The related adjustments include metal off-take and aluminum sales agreements, cash funding and management fee adjustments, as well adjustments for inventory and transition services. We received \$11,189 from Alcoa for the economic adjustment in April 2015.

The Stock Purchase Agreement also contained provisions for working capital adjustments. The working capital adjustment was based on actual working capital at closing compared to established working capital targets. We received \$124 from Alcoa for the working capital adjustments in April 2015.

Other adjustments include amounts due to CASC for expected future post-employment benefit payments and certain other items. The amounts were negotiated as part of the Stock Purchase Agreement and we received \$2,400 from Alcoa for these adjustments at closing.

Step Acquisition

We accounted for this transaction as a step acquisition which required that we remeasure our prior 49.7% ownership interest, which was previously accounted for as an equity method investment, to fair value. The fair value of our interest in Mt. Holly was \$47,855 at closing, resulting in a non-cash pre-tax gain of \$15,955. \$14,637 of that gain was recorded retroactively to the closing date resulting in an adjustment to Accumulated Deficit in the Consolidated Balance Sheets as of December 31, 2014. Our previously recorded equity method investment in Mt. Holly and the proportionally consolidated property, plant and equipment was derecognized from our Consolidated Balance Sheets. Since the date of the step acquisition, the financial results of Mt. Holly and all of its operating assets have been included within our consolidated financial statements.

Below is the final purchase price allocation for Mt. Holly.

CENTURY ALUMINUM COMPANY
NOTES TO THE CONSOLIDATED FINANCIAL STATEMENTS (Continued)

	Preliminary estimate of the acquisition date fair value as of December 1, 2014	Measurement period adjustments	Final acquisition date fair value as of December 1, 2014
Assets Acquired:			
Inventories	\$ 26,105	\$ (2,126)	\$ 23,979
Due from Alumax	20,786	(9,517)	11,269
Prepaid and other current assets	2,527	—	2,527
Intangible asset	2,580	—	2,580
Pension asset	30,842	—	30,842
Property, plant and equipment – net	127,089	15,748	142,837
Total assets acquired	\$ 209,929	\$ 4,105	\$ 214,034
Liabilities Assumed:			
Accounts payable, trade	\$ 41,471	\$ —	\$ 41,471
Accrued and other current liabilities	8,335	255	8,590
Accrued pension benefit costs	—	34,595	34,595
Accrued postretirement benefit costs	2,857	—	2,857
Asset retirement obligations	8,213	—	8,213
Deferred taxes	4,804	(2,118)	2,686
Total liabilities assumed	\$ 65,680	\$ 32,732	\$ 98,412
Goodwill	\$ 4,804	\$ (4,804)	\$ —

We have adjusted the purchase price allocation to appropriately reflect the liability for the pension funding obligations that we assumed as of the acquisition date, pursuant to the Stock Purchase Agreement. Additionally, we have revised the Consolidated Statements of Cash Flows for 2014 to classify \$11,269 of accounts receivable collected from Alcoa at the closing out of investing activities and into operating activities.

Pension funding obligations

Pursuant to the Stock Purchase Agreement, Alcoa spun-off the pension plan assets for the current and former Mt. Holly employees into a qualified defined benefit plan that we established. Alcoa and Berkeley agreed to fund their proportionate share of the underfunded Mt. Holly pension plan benefit obligations, measured in accordance with generally accepted accounting principles in the United States ("GAAP") using agreed upon assumptions as of the transaction date. In addition, Berkeley agreed to fund any additional amount needed to bring the Mt. Holly pension benefit obligations to fully funded status on a termination basis under IRS Code Section 414(l) (the "414(l) liability"). In April 2015, CASC, as successor in interest to Berkeley, contributed a total of \$34,595 to satisfy its pension plan funding obligations under the Stock Purchase Agreement. The Pension Benefit Guaranty Corporation (the "PBGC") assumptions used for termination basis funding are more conservative than those used for GAAP purposes and resulted in the recognition of a pension asset for the over funded plan.

Settlement of amounts due from Alumax

Prior to the closing date, the Mt. Holly partnership had amounts due from Alumax of SC for metal off-take, capital, plant administrative and various other costs. These amounts totaling \$11,269 were received at closing.

From the acquisition date of December 1, 2014 through December 31, 2014, the revenue and earnings that were attributable to the acquired Alcoa's 50.3% stake in Mt. Holly included in the Consolidated Statements of Operations is as follows:

	Year ended December 31, 2014
Mt. Holly revenue	\$ 25,911
Mt. Holly income from continuing operations (1)	\$ 3,024

CENTURY ALUMINUM COMPANY
NOTES TO THE CONSOLIDATED FINANCIAL STATEMENTS (Continued)

- (1) The income attributable to the acquired Alcoa's 50.3% stake in Mt. Holly excludes the gain on the fair value of the contingent consideration and the gain on remeasurement of the equity investment.

The following unaudited pro forma financial information for the years ended December 31, 2014 and December 31, 2013 reflects our results of continuing operations as if the acquisition of the remaining interest in Mt. Holly had been completed on January 1, 2013. This unaudited pro forma financial information is provided for informational purposes only and is not necessarily indicative of what the actual results of operations would have been had the transactions taken place on January 1, 2013, nor is it indicative of the future consolidated results of operations or financial position of the combined companies.

	Year ended December 31,	
	2014	2013
Pro forma revenues	\$ 2,176,552	\$ 1,707,838
Pro forma earnings from continuing operations	125,847	(38,819)
Pro forma earnings per common share, basic	1.30	(0.44)
Pro forma earnings per common share, diluted	1.29	(0.44)

Acquisition of Sebree aluminum smelter

On June 1, 2013, Century Sebree acquired the Sebree aluminum smelter from a subsidiary of Rio Tinto Alcan ("RTA"). Sebree, located in Robards, Kentucky, has an annual hot metal production capacity of 218,000 tonnes of primary aluminum and employs approximately 500 people. The purchase price for the acquisition was \$61,000 (subject to customary working capital adjustments). As part of the transaction, RTA retained all historical environmental liabilities of the Sebree smelter and funded the pension plan assumed by Century in accordance with the purchase agreement.

In July 2014, we reached the final determination of the working capital adjustments for the Sebree acquisition, resulting in a final purchase price of \$49,035. As the final determination was subsequent to the expiration of measurement period, we recognized a gain of approximately \$965 in the second quarter of 2014 (these adjustments were not included as part of the gain on bargain purchase recorded in 2013). The gain was recorded in other income – net, from the release of accrued amounts related to the acquisition.

In 2013, we allocated the purchase price using the estimated fair values at the date of acquisition and recorded a gain on bargain purchase of \$5,253 in 2013.

CENTURY ALUMINUM COMPANY
NOTES TO THE CONSOLIDATED FINANCIAL STATEMENTS (Continued)

The following table summarizes the fair value of the assets acquired and the liabilities assumed as of the acquisition date:

	<u>Acquisition Date Fair Value</u>
Consideration:	
Cash	\$ 48,083
Deferred purchase price	1,910
Assets Acquired:	
Inventories	\$ 59,018
Prepaid and other current assets	2,273
Property, plant and equipment – net	55,520
Total assets acquired	\$ 116,811
Liabilities Assumed:	
Accrued and other current liabilities	\$ 43,316
Accrued pension benefit costs	996
Accrued postretirement benefit costs	6,544
Other liabilities	7,476
Deferred taxes	3,233
Total liabilities assumed	\$ 61,565
Gain on bargain purchase:	<u>\$ 5,253</u>

From the acquisition date of June 1, 2013 through December 31, 2013, the revenue and earnings that were attributable to Sebree included in the consolidated statement of operations is as follows:

	<u>Year ended December 31, 2013</u>
Sebree revenue	\$ 247,178
Sebree income from continuing operations	8,705

Our net income for the years ended December 31, 2014 and 2013, includes a non-recurring credit for the amortization of the deferred power contract liability of \$5,534 and \$31,031, respectively, related to the amortization of an unfavorable power contract assumed as part of the Sebree acquisition resulting in a credit to our depreciation and amortization expense within cost of goods sold on the consolidated statement of operations for the first quarter of 2014. The power contract terminated on January 31, 2014.

The following unaudited pro forma financial information for the year ended December 31, 2013 reflects our results of continuing operations as if the acquisition of Sebree had been completed on January 1, 2013. This unaudited pro forma financial information is provided for informational purposes only and is not necessarily indicative of what the actual results of operations would have been had the transactions taken place on January 1, 2013, nor is it indicative of the future consolidated results of operations or financial position of the combined companies.

	<u>Year ended December 31, 2013</u>
Pro forma revenues	\$ 1,662,707
Pro forma loss from continuing operations	(83,035)
Pro forma loss per common share, basic	(0.94)
Pro forma loss per common share, diluted	(0.94)

CENTURY ALUMINUM COMPANY
NOTES TO THE CONSOLIDATED FINANCIAL STATEMENTS (Continued)

4. Fair value measurements

ASC 820 defines fair value as "the price that would be received to sell an asset or paid to transfer a liability in an orderly transaction between market participants at the measurement date." Valuation techniques used for fair value measurements are based upon observable and unobservable inputs. Observable inputs reflect market data obtained from independent sources, while unobservable inputs reflect our internal market assumptions. These two types of inputs create the following fair value hierarchy:

- Level 1 – Valuations are based on quoted prices for identical assets or liabilities in an active market.
- Level 2 – Valuations are based on quoted prices for similar assets or liabilities in active markets; quoted prices for identical or similar assets or liabilities in markets that are not active; and model-derived valuations for which all significant inputs are observable or can be corroborated by observable market data.
- Level 3 – Assets or liabilities whose significant inputs are unobservable. Valuations are determined using pricing models and discounted cash flow models and include management judgment and estimation which may be significant.

The following section describes the valuation methodology used to measure our financial assets and liabilities that were accounted for at fair value.

Overview of Century's valuation methodology

	Level	Significant inputs
Cash equivalents	1	Quoted market prices
Trust assets (1)	1	Quoted market prices
Surety bonds	1	Quoted market prices
E.ON contingent obligation	3	Quoted LME forward market, management's estimates of the LME forward market prices for periods beyond the quoted periods and management's estimate of future level of operations

- (1) Trust assets are currently invested in money market funds. These trust assets are held to fund the non-qualified supplemental executive pension benefit obligations for certain of our officers. The trust has sole authority to invest the funds in secure interest producing investments consisting of short-term securities issued or guaranteed by the United States government or cash and cash equivalents.

The following table sets forth our financial assets and liabilities that were accounted for at fair value on a recurring basis by the level of input within the ASC 820 fair value hierarchy. Our assessment of the significance of a particular input to the fair value measurement requires judgment, and may affect the valuation of fair value assets and liabilities and the placement within the fair value hierarchy levels. There were no transfers between Level 1 and 2 during the periods presented. There were no transfers into or out of Level 3 during the periods presented. It is our policy to recognize transfers into and transfers out of Level 3 as of the actual date of the event or change in circumstances that caused the transfer.

Recurring Fair Value Measurements	As of December 31, 2015			
	Level 1	Level 2	Level 3	Total
ASSETS:				
Cash equivalents	\$ 102,675	\$ —	\$ —	\$ 102,675
Trust assets	5,226	—	—	5,226
Surety bonds	1,870	—	—	1,870
TOTAL	\$ 109,771	\$ —	\$ —	\$ 109,771
LIABILITIES:				
E.ON contingent obligation – net (1)	\$ —	\$ —	\$ —	\$ —
TOTAL	\$ —	\$ —	\$ —	\$ —

CENTURY ALUMINUM COMPANY
NOTES TO THE CONSOLIDATED FINANCIAL STATEMENTS (Continued)

Recurring Fair Value Measurements	As of December 31, 2014			
	Level 1	Level 2	Level 3	Total
ASSETS:				
Cash equivalents	\$ 137,712	\$ —	\$ —	\$ 137,712
Trust assets	8,067	—	—	8,067
Surety bonds	1,987	—	—	1,987
TOTAL	\$ 147,766	\$ —	\$ —	\$ 147,766
LIABILITIES:				
E.ON contingent obligation – net (1)	\$ —	\$ —	\$ —	\$ —
TOTAL	\$ —	\$ —	\$ —	\$ —

(1) See [Note 5 Debt](#) for additional information about the E.ON contingent obligation.

5. Debt

	December 31,	
	2015	2014
Debt classified as current liabilities:		
Hancock County industrial revenue bonds ("IRBs") due 2028, interest payable quarterly (variable interest rates (not to exceed 12%)) (1)	\$ 7,815	\$ 7,815
Debt classified as non-current liabilities:		
7.5% senior secured notes due June 1, 2021, net of debt discount of \$2,722 and \$3,112, respectively, interest payable semiannually	247,278	246,888
Total	\$ 255,093	\$ 254,703

(1) The IRBs are classified as current liabilities because they are remarketed weekly and could be required to be repaid upon demand if there is a failed remarketing. The IRB interest rate at December 31, 2015 was 0.21%.

U.S. Revolving Credit Facility

General. We and certain of our direct and indirect domestic subsidiaries (together with Century, the "Borrowers") and Wells Fargo Capital Finance, LLC, as lender and agent, and Credit Suisse AG, BNP Paribas and Morgan Stanley Senior Funding Inc., as lenders, are parties to the Amended and Restated Loan and Security Agreement, dated May 24, 2013 (as amended from time to time, the "U.S. revolving credit facility"). The U.S. revolving credit facility has a term through June 26, 2020 and provides for borrowings of up to \$150,000 in the aggregate, including up to \$ 110,000 under a letter of credit sub-facility. Any letters of credit issued and outstanding under the U.S. revolving credit facility reduce our borrowing availability on a dollar-for-dollar basis.

Status of our U.S. revolving credit facility:

	December 31, 2015
Credit facility maximum amount	\$ 150,000
Borrowing availability	81,292
Outstanding letters of credit issued	46,346
Outstanding borrowings	—
Borrowing availability, net of outstanding letters of credit and borrowings	34,946

Borrowing Base. The availability of funds under the U.S. revolving credit facility is limited by a specified borrowing base consisting of accounts receivable and inventory of the Borrowers which meet the eligibility criteria.

CENTURY ALUMINUM COMPANY
NOTES TO THE CONSOLIDATED FINANCIAL STATEMENTS (Continued)

Guaranty . The Borrowers' obligations under the U.S. revolving credit facility are guaranteed by certain of our domestic subsidiaries and secured by a continuing lien upon and a security interest in all of the Borrowers' accounts receivable, inventory and certain bank accounts. Each Borrower is liable for any and all obligations under the U.S. revolving credit facility on a joint and several basis.

Interest Rates and Fees . Any amounts outstanding under the U.S. revolving credit facility will bear interest, at our option, at LIBOR or a base rate, plus, in each case, an applicable interest margin. The applicable interest margin is determined based on the average daily availability for the immediately preceding quarter. In addition, we pay an unused line fee on undrawn amounts, less the amount of our letters of credit exposure. For standby letters of credit, we are required to pay a fee on the face amount of such letters of credit that varies depending on whether the letter of credit exposure is cash collateralized.

Prepayments . We can make prepayments of amounts outstanding under the U.S. revolving credit facility, in whole or in part, without premium or penalty, subject to standard LIBOR breakage costs, if applicable. We may be required to apply the proceeds from sales of collateral accounts, other than sales of inventory in the ordinary course of business, to repay amounts outstanding under the revolving credit facility and correspondingly reduce the commitments there under.

Covenants . The U.S. revolving credit facility contains customary covenants, including restrictions on mergers and acquisitions, indebtedness, affiliate transactions, liens, dividends and distributions, dispositions of collateral, investments and prepayments of indebtedness, as well as a covenant that requires the Borrowers to maintain certain minimum liquidity or availability requirements.

Events of Default . The U.S. revolving credit facility also includes customary events of default, including nonpayment, misrepresentation, breach of covenant, bankruptcy, change of ownership, certain judgments and certain cross defaults. Upon the occurrence of an event of default, commitments under the U.S. revolving credit facility may be terminated and amounts outstanding may be accelerated and declared immediately due and payable.

Iceland Revolving Credit Facility

General . Our wholly-owned subsidiary, Nordural Grundartangi ehf ("Grundartangi"), has entered into a \$50,000 Committed Revolving Credit Facility agreement with Landsbankinn hf., dated November 27, 2013 (the "Iceland revolving credit facility"). Under the terms of the Iceland revolving credit facility, when Grundartangi borrows funds it will designate a repayment date, which may be any date prior to the maturity of the Iceland revolving credit facility. The Iceland revolving credit facility has a term through November 27, 2016.

Status of our Iceland revolving credit facility:

		December 31, 2015
Credit Facility maximum amount	\$	50,000
Borrowing availability		49,294
Outstanding letters of credit issued		—
Outstanding borrowings		—
Borrowing availability, net of outstanding letters of credit and borrowings		49,294

Borrowing Base . The availability of funds under the Iceland revolving credit facility is limited by a specified borrowing base consisting of inventory and accounts receivable of Grundartangi.

Security . Grundartangi's obligations under the Iceland revolving credit facility are secured by a general bond under which Grundartangi's inventory and accounts receivable are pledged to secure full payment of the loan.

Interest Rates and Fees . Any amounts outstanding under the Iceland revolving credit facility will bear interest at LIBOR plus a margin per annum.

Prepayments . Any outstanding borrowings may be prepaid without penalty or premium (except incurred breakage costs) in whole or in part.

CENTURY ALUMINUM COMPANY
NOTES TO THE CONSOLIDATED FINANCIAL STATEMENTS (Continued)

Covenants . The Iceland revolving credit facility contains customary covenants, including restrictions on mergers and acquisitions, dispositions of assets, compliance with permits, laws and payment of taxes, as well as a covenant that requires Grundartangi to maintain a certain minimum equity ratio.

Events of Default . The Iceland revolving credit facility also includes customary events of default, including nonpayment, loss of license, cessation of operations, unlawfulness, breach of covenant, bankruptcy, change of ownership, certain judgments and certain cross defaults. Upon the occurrence of an event of default, commitments under the Iceland revolving credit facility may be terminated and amounts outstanding may be accelerated and declared immediately due and payable.

2021 Notes

General . On June 4, 2013, we issued \$250,000 of our 7.5% Notes due June 1, 2021 (the "2021 Notes") in a private offering exempt from the registration requirements of the Securities Act. The 2021 Notes were issued at a discount and we received proceeds of \$246,330 , prior to payment of financing fees and related expenses. The interest rate at 7.5% per annum on the principal amount, payable semi-annually in arrears in cash on June 1st and December 1st of each year. The Notes are senior secured obligations of Century, ranking equally in right of payment with all existing and future senior indebtedness of Century, but effectively senior to unsecured debt to the extent of the value of the collateral.

Fair Value . Fair value for our 7.5% Notes due 2021 was based on the latest trading data available and was \$169,220 and \$256,408 , as of December 31, 2015 and 2014, respectively. Although we use quoted market prices for identical debt instruments, the markets on which they trade are not considered to be active and are therefore considered Level 2 fair value measurements.

Guaranty . Our obligations under the 2021 Notes are guaranteed by all of our existing and future domestic restricted subsidiaries (the "Guarantor Subsidiaries"), except for foreign owned holding companies and any domestic restricted subsidiary that owns no assets other than equity interests or other investments in foreign subsidiaries, which guaranty shall in each case be a senior secured obligation of such Guarantor Subsidiaries, ranking equally in right of payment with all existing and future senior indebtedness of such Guarantor Subsidiaries but effectively senior to unsecured debt.

Collateral . Our obligations under the 2021 Notes due and the Guarantor Subsidiaries' obligations under the guarantees are secured by a pledge of and lien on (subject to certain exceptions):

- (i) all of our and the Guarantor Subsidiaries' property, plant and equipment;
- (ii) all equity interests in domestic subsidiaries directly owned by us and the Guarantor Subsidiaries and 65% of equity interests in foreign subsidiaries or foreign holding companies directly owned by us and the Guarantor Subsidiaries;
- (iii) intercompany notes owed by any non-guarantor to us or any Guarantor Subsidiary to us; and
- (iv) proceeds of the foregoing.

Under certain circumstances, we may incur additional debt that also may be secured by liens on the collateral that are equal to or have priority over the liens securing the 2021 Notes.

Redemption Rights . Prior to June 1, 2016, we may redeem the 2021 Notes, in whole or in part, at a redemption price equal to 100% of the principal amount plus a make-whole premium, and if redeemed during the twelve-month period beginning on June 1 of the years indicated below, at the following redemption prices plus accrued and unpaid interest:

Year	Percentage
2016	105.625%
2017	103.750%
2018	101.875%
2019 and thereafter	100.000%

Upon a change of control (as defined in the indenture governing the 2021 Notes), we will be required to make an offer to purchase the 2021 Notes at a purchase price equal to 101% of the outstanding principal amount of the 2021 Notes on the date of the purchase, plus accrued interest to the date of purchase.

Covenants . The indenture governing the 2021 Notes contains customary covenants which may limit our ability, and the ability of certain of our subsidiaries, to: (i) incur additional debt; (ii) incur additional liens; (iii) pay dividends or make

CENTURY ALUMINUM COMPANY
NOTES TO THE CONSOLIDATED FINANCIAL STATEMENTS (Continued)

distributions in respect of capital stock; (iv) purchase or redeem capital stock; (v) make investments or certain other restricted payments; (vi) sell assets; (vii) issue or sell stock of certain subsidiaries; (viii) enter into transactions with shareholders or affiliates; and (ix) effect a consolidation or merger.

7.5% Notes due 2014

In August 2004, we sold \$ 250,000 of our 7.5% Notes due 2014 in a private offering exempt from the registration requirements of the Securities Act. The 7.5% Notes due 2014 were subsequently registered with the SEC in December 2004. The 7.5% Notes due 2014 matured on August 15, 2014 and were repaid upon maturity.

E.ON contingent obligation

General. The E.ON contingent obligation consists of the aggregate E.ON payments made to Big Rivers Electric Corporation ("Big Rivers") on CAKY's behalf in excess of the agreed upon base amount under the long-term cost-based power contract with Kenergy, a member cooperative of Big Rivers (the "Big Rivers Agreement"). Our obligation to make repayments is contingent upon certain operating criteria for Hawesville and the LME price of primary aluminum. When the conditions for repayment are met, and for so long as those conditions continue to be met, we will be obligated to make principal and interest payments, in up to 72 monthly payments. Interest accrues at an annual rate equal to 10.94% and the term of the agreement is through December 31, 2028.

Based on the LME forward market prices for primary aluminum at December 31, 2015 and management's estimate of the LME forward market for periods beyond the quoted periods, we recognized a derivative asset which offsets our contingent obligation. As a result, our net liability decreased and we recorded a gain of \$1,411 and \$1,412 in net gain (loss) on forward and derivative contracts for the years ended December 31, 2015 and 2014. These amounts are exactly offset by interest expense on the E.On contingent obligation which is recorded as part of interest expense. In addition, we believe that we will not have any payment obligations for the E.ON contingent obligation through the term of the agreement, which expires in 2028. However, future increases in the LME forward market may result in a partial or full derecognition of the derivative asset and a corresponding recognition of a loss.

The following table provides information about the balance sheet location and gross amounts offset:

Offsetting of financial instruments and derivatives

	Balance sheet location	December 31, 2015	December 31, 2014
E.ON contingent obligation – principal	Other liabilities	\$ (12,902)	\$ (12,902)
E.ON contingent obligation – accrued interest	Other liabilities	(6,702)	(5,291)
E.ON contingent obligation – derivative asset	Other liabilities	19,604	18,193
		\$ —	\$ —

Industrial Revenue Bonds

General. As part of the purchase price for our acquisition of the Hawesville facility, we assumed industrial revenue bonds ("IRB's") which were issued in connection with the financing of certain solid waste disposal facilities constructed at the Hawesville facility. The IRBs bear interest at a variable rate not to exceed 12% per annum determined weekly based upon prevailing rates for similar bonds in the industrial revenue bond market and interest on the IRB's is paid quarterly. The IRB's are secured by a letter of credit issued under our revolving credit facility and mature on April 1, 2028.

Principal Payments on Long Term Debt

We have no principal payments due in the next five years for our long-term borrowings.

CENTURY ALUMINUM COMPANY
NOTES TO THE CONSOLIDATED FINANCIAL STATEMENTS (Continued)

6. Shareholders' equity

Common Stock

As of December 31, 2015 and 2014, we had 195,000,000 shares of common stock, \$0.01 cent par value, authorized under our Restated Certificate of Incorporation, of which 94,224,571 shares were issued and 87,038,050 shares were outstanding at December 31, 2015; 93,851,103 shares were issued and 89,064,582 shares were outstanding at December 31, 2014.

The rights, preferences and privileges of holders of our common stock are subject to, and may be adversely affected by, the rights of the holders of shares of any series of our preferred stock which are currently outstanding, including our Series A Convertible Preferred Stock, or which we may designate and issue in the future.

Preferred Stock

As of December 31, 2015 and 2014, we had 5,000,000 shares of preferred stock, \$0.01 cent par value per share, authorized under our Restated Certificate of Incorporation. Our Board of Directors may issue preferred stock in one or more series and determine for each series the dividend rights, conversion rights, voting rights, redemption rights, liquidation preferences, sinking fund terms and the number of shares constituting that series, as well as the designation thereof. Depending upon the terms of preferred stock established by our Board of Directors, any or all of the preferred stock could have preference over the common stock with respect to dividends and other distributions and upon the liquidation of Century. In addition, issuance of any shares of preferred stock with voting powers may dilute the voting power of the outstanding common stock.

Series A Convertible Preferred Stock

Shares Authorized and Outstanding. In 2008, we issued 160,000 shares of our Series A Convertible Preferred Stock. Glencore holds all of the issued and outstanding Series A Convertible Preferred Stock. At December 31, 2015 and December 31, 2014, 76,539 shares and 78,141 were outstanding, respectively.

The issuance of common stock under our stock incentive programs, debt exchange transactions and any stock offering that excludes Glencore participation triggers anti-dilution provisions of the preferred stock agreement and results in the automatic conversion of Series A Convertible Preferred Stock shares into shares of common stock. The conversion of preferred to common shares is 100 shares of common for each share of preferred stock. Our Series A Convertible Preferred Stock has a par value of \$ 0.01 per share.

The Common and Preferred Stock Activity table below contains additional information about preferred stock conversions during 2015 , 2014 and 2013 :

Common and Preferred Stock Activity: (in shares)	Preferred stock		Common stock
	Series A Convertible	Treasury	Outstanding
Balance as of December 31, 2012	80,283	4,786,521	88,548,637
Conversion of convertible preferred stock	(663)	—	66,244
Issuance for share-based compensation plans	—	—	95,396
Balance as of December 31, 2013	79,620	4,786,521	88,710,277
Conversion of convertible preferred stock	(1,479)	—	147,952
Issuance for share-based compensation plans	—	—	206,353
Balance as of December 31, 2014	78,141	4,786,521	89,064,582
Repurchase of common stock	—	2,400,000	(2,400,000)
Conversion of convertible preferred stock	(1,602)	—	160,162
Issuance for share-based compensation plans	—	—	213,306
Balance as of December 31, 2015	76,539	7,186,521	87,038,050

Dividend Rights. So long as any shares of our Series A Convertible Preferred Stock are outstanding, we may not pay or declare any dividend or make any distribution upon or in respect of our common stock or any other capital stock ranking on a parity with or junior to the Series A Convertible Preferred Stock in respect of dividends or liquidation preference, unless we, at

CENTURY ALUMINUM COMPANY
NOTES TO THE CONSOLIDATED FINANCIAL STATEMENTS (Continued)

the same time, declare and pay a dividend or distribution on the shares of Series A Convertible Preferred Stock (a) in an amount equal to the amount such holders would receive if they were the holders of the number of shares of our common stock into which their shares of Series A Convertible Preferred Stock are convertible as of the record date fixed for such dividend or distribution, or (b) in the case of a dividend or distribution on other capital stock ranking on a parity with or junior to the Series A Convertible Preferred Stock in such amount and in such form as (based on the determination of holders of a majority of the Series A Convertible Preferred Stock) will preserve, without dilution, the economic position of the Series A Convertible Preferred Stock relative to such other capital stock.

Voting Rights. The Series A Convertible Preferred Stock has no voting rights for the election of directors or on other matters where the shares of common stock have voting rights. However, we may not change the powers, preferences, or rights given to the Series A Convertible Preferred Stock, or authorize, create or issue any additional shares of Series A Convertible Preferred Stock without the affirmative vote of the holders of a majority of the shares of Series A Convertible Preferred Stock then outstanding (voting separately as a class).

Liquidation Rights. Upon any liquidation, dissolution, or winding-up of Century, the holders of shares of Series A Convertible Preferred Stock are entitled to receive a preferential distribution of \$ 0.01 per share out of the assets available for distribution. In addition, upon any liquidation, dissolution or winding-up of Century, if our assets are sufficient to make any distribution to the holders of the common stock, then the holders of shares of Series A Convertible Preferred Stock are also entitled to share ratably with the holders of common stock in the distribution of Century's assets (as though the holders of Series A Convertible Preferred Stock were holders of that number of shares of common stock into which their shares of Series A Convertible Preferred Stock are convertible). However, the amount of any such distribution will be reduced by the amount of the preferential distribution received by the holders of the Series A Convertible Preferred Stock.

Transfer Restrictions. Glencore is prohibited from transferring shares of Series A Convertible Preferred Stock to any party other than an affiliate who agrees to become bound by certain agreements associated with these shares.

Automatic Conversion. The Series A Convertible Preferred Stock automatically converts, without any further act of Century or any holders of Series A Convertible Preferred Stock, into shares of common stock, at a conversion ratio of 100 shares of common stock for each share of Series A Convertible Preferred Stock, upon the occurrence of any of the following automatic conversion events:

- If we sell or issue shares of common stock or any other stock that votes generally with our common stock, or the occurrence of any other event, including a sale, transfer or other disposition of common stock by Glencore, as a result of which the percentage of voting stock held by Glencore decreases, an amount of Series A Convertible Preferred Stock will convert to common stock to restore Glencore to its previous ownership percentage;
- If shares of Series A Convertible Preferred Stock are transferred to an entity that is not an affiliate of Glencore, such shares of Series A Convertible Preferred Stock will convert to shares of our common stock, provided that such transfers may only be made pursuant to an effective registration statement;
- Upon a sale of Series A Convertible Preferred Stock by Glencore in a Rule 144 transaction in which the shares of Series A Convertible Preferred Stock and our common stock issuable upon the conversion thereof are not directed to any purchaser, such shares of Series A Convertible Preferred Stock sold will convert to shares of our common stock; and
- Immediately prior to and conditioned upon the consummation of a merger, reorganization or consolidation to which we are a party or a sale, abandonment, transfer, lease, license, mortgage, exchange or other disposition of all or substantially all of our property or assets, in one or a series of transactions where, in any such case, all of our common stock would be converted into the right to receive, or exchanged for, cash and/or securities, other than any transaction in which the Series A Convertible Preferred Stock will be redeemed.

Optional Conversion. Glencore has the option to convert the Series A Convertible Preferred Stock in a tender offer or exchange offer, at the same conversion ratio as above, in which a majority of the outstanding shares of our common stock have been tendered by the holders thereof and not duly withdrawn at the expiration time of such tender or exchange offer, so long as the Series A Convertible Preferred Stock is tendered or exchanged in such offer.

Stock Combinations – Adjustments. If, at any time while the Series A Convertible Preferred Stock is outstanding, Century combines outstanding common stock into a smaller number of shares, then the number of shares of common stock issuable on conversion of each share of Series A Convertible Preferred Stock will be decreased in proportion to such decrease in the aggregate number of shares of common stock outstanding.

CENTURY ALUMINUM COMPANY
NOTES TO THE CONSOLIDATED FINANCIAL STATEMENTS (Continued)

Redemptions or Repurchases of Common Stock. We may not redeem or repurchase our common stock unless we redeem or repurchase, or otherwise make a payment on, a pro rata number of shares of the Series A Convertible Preferred Stock. These restrictions do not apply to our open market repurchases or our repurchases pursuant to our employee benefit plans.

Right of Redemption. The Series A Convertible Preferred Stock will be redeemed by Century if any of the following events occur (at a redemption price based on the trading price of our common stock prior to the announcement of such event) and Glencore votes its shares of our common stock in opposition to such events:

- We propose a merger, reorganization or consolidation, sale, abandonment, transfer, lease, license, mortgage, exchange or other disposition of all or substantially all of our property or assets where any of our common stock would be converted into the right to receive, or exchanged for, assets other than cash and/or securities traded on a national stock exchange or that are otherwise readily marketable, or
- We propose to dissolve and wind up operations and any assets, other than cash and/or securities traded on a national stock exchange or that are otherwise readily marketable, are to be distributed to the holders of our common stock.

Stock Repurchase Program

In 2011, our Board of Directors authorized a \$60 million stock repurchase program and during the first quarter of 2015, our Board of Directors increased the size of the program by \$70 million. Under the program, Century is authorized to repurchase up to \$130 million of our outstanding shares of common stock, from time to time, on the open market at prevailing market prices, in block trades or otherwise. The timing and amount of any shares repurchased will be determined by our management based on its evaluation of market conditions, the trading price of our common stock and other factors. The stock repurchase program may be suspended or discontinued at any time.

Shares of common stock repurchased are recorded at cost as treasury stock and result in a reduction of shareholders' equity in the consolidated balance sheets. From time to time, treasury shares may be reissued as contributions to our employee benefit plans and for the conversion of convertible preferred stock. When shares are reissued, we use an average cost method for determining cost. The difference between the cost of the shares and the reissuance price is added to or deducted from additional paid-in capital.

Through December 31, 2015, we repurchased 7,186,521 shares of common stock for an aggregate purchase price of \$86,276. We have made no repurchases since April 2015 and have approximately \$43,724 remaining under the repurchase program authorization as of December 31, 2015.

7. Inventories

Inventories, at December 31, consist of the following:

	2015	2014
Raw materials	\$ 52,121	\$ 76,655
Work-in-process	34,025	43,248
Finished goods	15,988	19,969
Operating and other supplies	129,738	143,608
Inventories	<u>\$ 231,872</u>	<u>\$ 283,480</u>

CENTURY ALUMINUM COMPANY
NOTES TO THE CONSOLIDATED FINANCIAL STATEMENTS (Continued)

8. Property, plant and equipment

Property, plant and equipment, at December 31, consist of the following:

	2015	2014
Land and improvements	\$ 42,654	\$ 43,385
Buildings and improvements	325,580	345,271
Machinery and equipment	1,349,731	1,476,518
Construction in progress	173,418	182,393
	<u>1,891,383</u>	<u>2,047,567</u>
Less accumulated depreciation	(659,127)	(742,024)
Property, plant and equipment - net	<u>\$ 1,232,256</u>	<u>\$ 1,305,543</u>

For the years ended December 31, 2015 , 2014 and 2013 , we recorded depreciation expense of \$80,117 , \$70,827 and \$66,570 , respectively.

CENTURY ALUMINUM COMPANY
NOTES TO THE CONSOLIDATED FINANCIAL STATEMENTS (Continued)

9. Supplemental financial statement information

<i>Components of Accumulated Other Comprehensive Loss:</i>	2015	2014
Defined benefit plan liabilities	\$ (121,910)	\$ (128,664)
Unrealized loss on financial instruments	(1,435)	(1,249)
Other comprehensive loss before income tax effect	(123,345)	(129,913)
Income tax effect (1)	10,695	12,231
Accumulated other comprehensive loss	<u>\$ (112,650)</u>	<u>\$ (117,682)</u>

(1) The allocation of the income tax effect to the components of other comprehensive income is as follows:

	2015	2014
Defined benefit plan liabilities	\$ 11,243	\$ 12,812
Unrealized loss on financial instruments	(548)	(581)

The following table summarizes the changes in the accumulated balances for each component of accumulated other comprehensive loss ("AOCI"):

	Defined benefit plan and other postretirement liabilities	Equity in investee other comprehensive income	Unrealized loss on financial instruments	Total, net of tax
Balance, December 31, 2012	\$ (137,441)	\$ (12,224)	\$ (1,527)	\$ (151,192)
Other comprehensive income (loss) before reclassifications	56,795	(8)	—	56,787
Net amount reclassified to net income	2,725	—	(152)	2,573
Balance, December 31, 2013	(77,921)	(12,232)	(1,679)	(91,832)
Other comprehensive income (loss) before reclassifications	(42,926)	(419)	—	(43,345)
Net amount reclassified to net income	4,995	—	(151)	4,844
Elimination of equity in investee resulting from acquisition	—	12,651	—	12,651
Balance, December 31, 2014	(115,852)	—	(1,830)	(117,682)
Other comprehensive income before reclassifications	7,311	—	—	7,311
Net amount reclassified to net income	(2,126)	—	(153)	(2,279)
Balance, December 31, 2015	<u>\$ (110,667)</u>	<u>\$ —</u>	<u>\$ (1,983)</u>	<u>\$ (112,650)</u>

CENTURY ALUMINUM COMPANY
NOTES TO THE CONSOLIDATED FINANCIAL STATEMENTS (Continued)

Reclassifications out of AOCI were included in the consolidated statements of operations as follows:

AOCI Components	Location	Gains (Losses) Reclassified from AOCI to the Consolidated Statements of Operations		
		2015	2014	2013
Defined benefit plan and other postretirement liabilities	Cost of goods sold	\$ (1,696)	\$ 6,237	\$ 3,264
	Selling, general and administrative expenses	235	569	990
	Other operating expense, net	904	—	—
	Income tax expense	(1,569)	(1,811)	(1,529)
	Net of tax	\$ (2,126)	\$ 4,995	\$ 2,725
Equity in investee other comprehensive income	Cost of goods sold	\$ —	\$ —	\$ —
	Income tax expense	—	(419)	(70)
	Net of tax	\$ —	\$ (419)	\$ (70)
Unrealized loss on financial instruments	Cost of goods sold	\$ (186)	\$ (185)	\$ (186)
	Income tax expense	33	34	34
	Net of tax	\$ (153)	\$ (151)	\$ (152)

10. Pension and other postretirement benefits

Pension Benefits

We maintain noncontributory defined benefit pension plans for certain domestic hourly and salaried employees. For the eligible domestic salaried employees, plan benefits are based primarily on years of service and average compensation during the later years of employment. For hourly employees, plan benefits are based primarily on a formula that provides a specific benefit for each year of service. Our funding policy is to contribute amounts based upon actuarial and economic assumptions designed to achieve adequate funding of the projected benefit obligations and to meet the minimum funding requirements of the Employee Retirement Income Security Act 1974 ("ERISA"). In addition, we maintain the SERB plan for certain current and former executive officers.

Partial Freeze

In 2014, the Salaried Pension Plan was amended to eliminate future accruals for participants who are under age 50 as of January 1, 2015. The plan was also closed to new entrants. The amendment decreased the plans' projected benefit obligations by approximately \$6,600 and a curtailment charge of \$263 was recorded in 2014.

Pension Settlement - Lump Sum Payout

In 2014, we offered certain former employees with vested pension benefits a lump sum payout in an effort to reduce our long-term pension obligations. As a result, net periodic benefit cost for our pension plans increased by a non-cash settlement charge of \$4,701 for 2014 and the projected benefit obligation decreased by \$19,573.

PBGC settlement

In April 2013, we entered into a settlement agreement with the Pension Benefit Guaranty Corporation ("PBGC") regarding an alleged "cessation of operations" at our Ravenswood facility as a result of the curtailment of operations at the facility and, pursuant to the agreement, we agreed to make additional contributions (above any minimum required contributions) to our defined benefit pension plans totaling approximately \$17,400 over the term of the agreement, which runs through 2016. Under certain circumstances, in periods of lower primary aluminum prices relative to our cost of operations, we may defer one or more of these payments, but we would be required to provide the PBGC with acceptable security for any

CENTURY ALUMINUM COMPANY
NOTES TO THE CONSOLIDATED FINANCIAL STATEMENTS (Continued)

deferred payments. We made the contributions pursuant to this agreement of \$1,100 in 2015 and \$6,700 in 2013. We did not make any contribution during 2014. The remaining contributions under this agreement are approximately \$9,600 .

Other Postretirement Benefits (OPEB)

In addition to providing pension benefits, we provide certain healthcare and life insurance benefits for certain domestic retired employees. We accrue the estimated cost of providing postretirement benefits during the working careers of those employees who could become eligible for such benefits when they retire. We fund these benefits as the retirees submit claims.

Retiree medical benefits changes

Under the current Hawesville labor agreement, employees who retire during the term of the labor agreement have been divided into sub-groups based on attributes such as Medicare eligibility, hire date, age and years of service. Levels of benefits are defined for the sub-groups and range from no substantive change from the benefits provided under the previous labor agreement to replacement of the defined retiree medical benefit program with individual health reimbursement accounts for each eligible participant. The health reimbursement accounts will be funded by CAKY based on established rates per hour worked by each eligible participant. Eligible participants will be able to withdraw from their health reimbursement accounts to fund their own retiree medical coverage.

Obligations and Funded Status

The change in benefit obligations and change in plan assets as of December 31 are as follows:

	Pension		OPEB	
	2015	2014	2015	2014
Change in benefit obligation:				
Benefit obligation at beginning of year	\$ 336,292	\$ 238,319	\$ 158,781	\$ 134,652
Service cost	6,346	5,605	1,970	1,591
Interest cost	13,388	11,629	5,985	6,420
Plan amendments	—	(5,308)	(1,758)	—
Medicare Part D	—	—	—	273
Actuarial loss (gain)	(11,429)	32,772	(18,150)	17,669
Acquisition	—	84,743	—	2,857
Benefits paid	(19,247)	(11,895)	(5,878)	(4,681)
Curtailement	1,221	—	(8,400)	—
Settlements	—	(19,573)	—	—
Benefit obligation at end of year	<u>\$ 326,571</u>	<u>\$ 336,292</u>	<u>\$ 132,550</u>	<u>\$ 158,781</u>

	Pension		OPEB	
	2015	2014	2015	2014
Change in plan assets:				
Fair value of plan assets at beginning of year	\$ 305,520	\$ 199,304	\$ —	\$ —
Actual return on plan assets	(11,321)	16,118	—	—
Acquisition	—	115,982	—	—
Employer contributions	5,910	5,584	5,878	4,681
Benefits paid	(19,247)	(11,895)	(5,878)	(4,681)
Settlements	—	(19,573)	—	—
Fair value of assets at end of year	<u>\$ 280,862</u>	<u>\$ 305,520</u>	<u>\$ —</u>	<u>\$ —</u>

CENTURY ALUMINUM COMPANY
NOTES TO THE CONSOLIDATED FINANCIAL STATEMENTS (Continued)

	Pension		OPEB	
	2015	2014	2015	2014
Funded status of plans:				
Funded status	\$ (45,709)	\$ (30,772)	\$ (132,550)	\$ (158,781)
Amounts recognized in the Consolidated Balance Sheets:				
Non-current assets	\$ —	\$ 30,842	\$ —	\$ —
Current liabilities	(1,743)	(1,744)	(6,551)	(6,118)
Non-current liabilities	(43,966)	(59,870)	(125,999)	(152,663)
Net amount recognized	<u>\$ (45,709)</u>	<u>\$ (30,772)</u>	<u>\$ (132,550)</u>	<u>\$ (158,781)</u>

Amounts recognized in accumulated other comprehensive loss (pre-tax):

Net loss	\$ 80,514	\$ 63,360	\$ 49,562	\$ 79,720
Prior service cost (benefit)	1,211	1,335	(9,377)	(15,751)
Total	<u>\$ 81,725</u>	<u>\$ 64,695</u>	<u>\$ 40,185</u>	<u>\$ 63,969</u>

Pension Plans That Are Not Fully Funded

At December 31, 2015, the projected benefit obligation, accumulated benefit obligation and fair value of plan assets for pension plans with accumulated benefit obligations in excess of plan assets were \$326,571 , \$319,873 and \$280,862 , respectively.

At December 31, 2014, the projected benefit obligation, accumulated benefit obligation and fair value of plan assets for pension plans with accumulated benefit obligations in excess of plan assets were \$336,292 , \$328,963 and \$305,520 , respectively.

Components of net periodic benefit cost and other amounts recognized in other comprehensive loss:

Net Periodic Benefit Cost:

	Year Ended December 31,					
	Pension			OPEB		
	2015	2014	2013	2015	2014	2013
Service cost	\$ 6,346	\$ 5,605	\$ 4,735	\$ 1,970	\$ 1,591	\$ 2,527
Interest cost	13,388	11,629	8,908	5,985	6,420	5,681
Expected return on plan assets	(21,241)	(14,694)	(10,592)	—	—	—
Amortization of prior service costs	110	77	113	(3,728)	(3,844)	(3,995)
Amortization of net loss	3,980	1,907	3,152	3,814	3,704	5,022
Settlements	—	4,701	—	—	—	—
Curtailement cost (benefit)	1,235	263	(18)	(4,266)	—	(20)
Net periodic benefit cost	<u>\$ 3,818</u>	<u>\$ 9,488</u>	<u>\$ 6,298</u>	<u>\$ 3,775</u>	<u>\$ 7,871</u>	<u>\$ 9,215</u>

CENTURY ALUMINUM COMPANY
NOTES TO THE CONSOLIDATED FINANCIAL STATEMENTS (Continued)

Other changes in Plan Assets and Benefit Obligations Recognized in Other Comprehensive Loss (pre-tax):

	Year Ended December 31,			
	Pension		OPEB	
	2015	2014	2015	2014
Net loss (gain)	\$ 21,133	\$ 24,326	\$ (26,686)	\$ 17,669
Prior service cost (benefit)	—	1,299	(1,758)	—
Amortization of net loss, including recognition due to settlement	(3,980)	(6,608)	(3,814)	(3,704)
Amortization of prior service benefit (cost), including recognition due to curtailment	(124)	(340)	8,475	3,844
Total amount recognized in other comprehensive loss	17,029	18,677	(23,783)	17,809
Net periodic benefit cost	3,818	9,488	3,775	7,871
Total recognized in net periodic benefit cost and other comprehensive loss	\$ 20,847	\$ 28,165	\$ (20,008)	\$ 25,680

Amounts in accumulated other comprehensive loss expected to be recognized as components of net periodic benefit cost during 2016:

	Pension	OPEB
Amortization of net loss	\$ 4,161	\$ 3,518
Amortization of prior service cost (benefit)	106	(2,781)

Weighted average assumptions used to determine benefit obligations at December 31:

	Pension		OPEB	
	2015	2014	2015	2014
Discount rate (1)	4.44%	4.05%	4.50%	4.00%
Rate of compensation increase (2)	3%/4%	3%/4%	3%/4%	3%/4%
Measurement date	12/31/2015	12/31/2014	12/31/2015	12/31/2014

Weighted average assumptions used to determine net periodic benefit cost for the years ended December 31:

	Pension			OPEB		
	2015	2014	2013	2015	2014	2013
Measurement date	12/31/2014	12/31/2013	12/31/2012	12/31/2014	12/31/2013	12/31/2012
Fiscal year end	12/31/2015	12/31/2014	12/31/2013	12/31/2015	12/31/2014	12/31/2013
Discount rate (1)	4.05%	4.89%	4.00%	4.00%	4.99%	4.01%
Rate of compensation increase (2)	3%/4%	3%/4%	3%/4%	3%/4%	3%/4%	3%/4%
Expected return on plan assets (3)	7.16%	7.25%	7.25%	—	—	—

(1) We use the Ryan Discount Rate Curve ("Ryan Curve") to determine the discount rate.

(2) For 2015, the rate of compensation increase is 3% per year for the first three years and 4% per year for year four and thereafter. For 2014, the rate of compensation increase is 3% per year for the first four years and 4% per year for year five and thereafter. For 2013, the rate of compensation increase is 3% per year for the first five years and 4% per year for year six and thereafter.

(3) The rate for each of our defined benefit plans was selected by taking into account our expected asset mix and is based on historical performance as well as expected future rates of return on plan assets.

For measurement purposes, medical cost inflation is initially estimated to be 8% , declining to 5% over six years and thereafter.

CENTURY ALUMINUM COMPANY
NOTES TO THE CONSOLIDATED FINANCIAL STATEMENTS (Continued)

Assumed health care cost trend rates have a significant effect on the amounts reported for the health care benefit obligations. A one-percentage-point change in the assumed health care cost trend rate would have had the following effects in 2015 :

	1% Increase	1% Decrease
Effect on total of service and interest cost	\$ 1,403	\$ (1,108)
Effect on accumulated postretirement benefit obligation	18,170	(15,086)

Benefit Plan Assets

Pension Plan Investment Strategy and Policy

The Pension Plans' assets are invested in a prudent manner for the exclusive purpose of providing benefits to participants.

Other objectives are to:

- Provide a total return that, over the long term, provides sufficient assets to fund the pension plan liabilities subject to a level of risk, contributions and pension expense deemed appropriate by the company.
- Minimize, where possible, pension expense volatility, and inclusion of liability driven investing as an investment strategy when appropriate. As the funding ratio improves, the objectives will evolve to minimize the funded status volatility.
- Diversify investments within asset classes to reduce the impact of losses in single investments.

The assets of the Pension Plans are invested in compliance with ERISA, as amended, and any subsequent applicable regulations and laws.

Performance

Our performance objective is to outperform the return of weighing passive investment alternatives by the policy target allocations after fees at a comparable level of risk. This investment objective is expected to be achieved over the long term and is measured over rolling multi-year periods. Peer-relative performance comparisons will also be considered especially when performance deviates meaningfully from market indexes. Investment objectives for each asset class are included below.

Policy Portfolio

Asset allocation policy is the principal method for achieving the Pension Plans' investment objectives stated above. The Pension Plans' weighted average long-term strategic asset allocation policy targets are as follows:

	Pension Plan Asset Allocation		
	2015 Target	December 31, 2015	December 31, 2014
Equities:			
U.S. equities	31%	30%	42%
International equities	21%	20%	18%
Fixed income	48%	50%	40%
		100%	100%

U.S. and international equities are held for their long-term expected return premium over fixed income investments and inflation. Fixed income is held for diversification relative to equities.

CENTURY ALUMINUM COMPANY
NOTES TO THE CONSOLIDATED FINANCIAL STATEMENTS (Continued)

The strategic role of U.S. and international equities is to:

- Provide higher expected returns of the major asset classes.
- Maintain a diversified exposure within the U.S. and international stock markets through the use of multi-manager portfolio strategies.
- Achieve returns in excess of passive indexes through the use of active investment managers and strategies.

The strategic role of fixed income is to:

- Diversify the Pension Plans' equity exposure by investing in fixed income securities that exhibit a low correlation to equities, thereby lowering the overall return volatility of the entire investment portfolio.
- Maintain a diversified exposure within the U.S. fixed income market through the use of multi-manager portfolio strategies.
- Achieve returns in excess of passive indexes through the use of active investment managers and strategies.

The long-term strategic asset allocation policy is reviewed regularly or whenever significant changes occur to Century's or the Pension Plans' financial position and liabilities.

Fair Value Measurements of Pension Plan assets

The following table sets forth by level the fair value hierarchy our Pension Plans' assets. These assets are classified in their entirety based on the lowest level of input that is significant to the fair value measurement. Our assessment of the significance of a particular input to the fair value measurement requires judgment, and may affect the valuation of fair value assets and liabilities and the placement within the fair value hierarchy levels.

Fair Value of Pension Plans' assets included under the fair value hierarchy:

As of December 31, 2015	Level 1	Level 2	Level 3	Total
Equities:				
U.S. equities	\$ 86,723	\$ —	\$ —	\$ 86,723
International equities	54,769	—	—	54,769
Fixed income	139,370	—	—	139,370
Total	\$ 280,862	\$ —	\$ —	\$ 280,862
As of December 31, 2014				
Equities:				
U.S. equities	\$ 79,148	\$ —	\$ —	\$ 79,148
International equities	33,720	—	—	33,720
Fixed income	76,204	—	—	76,204
Plan Receivable (1)	—	—	116,448	116,448
Total	\$ 189,072	\$ —	\$ 116,448	\$ 305,520

(1) Represents the receivable to the Century Aluminum of South Carolina defined benefit plan related to pension funding obligations under the Stock Purchase Agreement which was received in 2015. The plan receivable was considered a Level 3 asset because determining the fair value requires significant unobservable inputs, including census data and various actuarial assumptions.

Our Pension Plans' assets are held in certain mutual funds. The fair value of the mutual funds is based on the Net Asset Value ("NAV") which is calculated every business day. The value of the underlying securities within the mutual funds are determined as follows:

- U.S. listed equities; equity and fixed income options: Last sale price; last bid price if no last sale price;
- U.S. over-the-counter equities: Official closing price; last bid price if no closing price;

CENTURY ALUMINUM COMPANY
NOTES TO THE CONSOLIDATED FINANCIAL STATEMENTS (Continued)

- Foreign equities: Official closing price, where available, or last sale price; last bid price if no official closing price; and
- Municipal bonds, US bonds, Eurobonds/foreign bonds: Evaluated bid price; broker quote if no evaluated bid price.

Our other postretirement benefit plans are unfunded. We fund these benefits as the retirees submit claims.

Pension and OPEB Cash Flows

During 2015 and 2014, we made contributions of approximately \$5,910 and \$5,584 , respectively, to the qualified defined benefit and SERB plans we sponsor.

We expect to make the following contributions for 2016 :

	2016
Expected pension plan contributions	\$ 1,769
Expected OPEB benefits payments	6,551

Estimated Future Benefit Payments

The following table provides the estimated future benefit payments for the pension and other postretirement benefit plans:

	Pension Benefits	OPEB Benefits
2016	\$ 26,438	\$ 6,551
2017	19,755	6,789
2018	20,228	7,099
2019	21,229	7,388
2020	21,655	7,508
2021 – 2025	105,301	39,031

Participation in Multiemployer Pension Plans

We contribute to one multiemployer defined benefit pension plan under the terms of a collective-bargaining agreement that covers our union-represented employees at Hawesville. Our contributions to the plan are determined at a fixed rate per hour worked. Currently, we do not have any plans to withdraw from or curtail participation in this plan. The risks of participating in a multiemployer plan are different from single-employer plans in the following aspects:

- Assets contributed to the multiemployer plan by one employer may be used to provide benefits to employees of other participating employers.
- If a participating employer stops contributing to the plan, the unfunded obligations of the plan may be borne by the remaining participating employers.
- If a participating employer chooses to stop participating in a multiemployer plan, the employer may be required to pay the plan an amount based on the underfunded status of the plan, referred to as a withdrawal liability.

The union-represented employees at Hawesville are part of a United Steel, Paper and Forestry, Rubber, Manufacturing, Energy, Allied Industrial and Service Workers International Union ("USWA") sponsored multiemployer plan. Our contributions to the plan are determined at a fixed rate per hour worked.

CENTURY ALUMINUM COMPANY
NOTES TO THE CONSOLIDATED FINANCIAL STATEMENTS (Continued)

Century's participation in the plan for the year ended December 31, 2015 , is outlined in the table below.

Fund	Steelworkers Pension Trust
EIN / PN	23-6648508/499
Pension Protection Act Zone Status 2015 (1)	Green
Pension Protection Act Zone Status 2014 (1)	Green
Subject to Financial Improvement/Rehabilitation Plan	No
Contributions of Century Aluminum 2015	\$1,618
Contributions of Century Aluminum 2014	\$2,164
Contributions of Century Aluminum 2013	\$2,171
Withdrawal from Plan Probable	No
Surcharge Imposed	No
Expiration Date of Collective Bargaining Agreement	April 1, 2020

- (1) The most recent Pension Protection Act zone status available in 2015 and 2014 is for the plan's year-end December 31, 2014 and December 31, 2013 , respectively. The zone status is based on information that Century received from the plan as well as publicly available information per the Department of Labor and is certified by the plan's actuary. Among other factors, plans in the green zone are at least 80 percent funded.

Century 401(k) Plans

We sponsor a tax-deferred savings plan under which eligible domestic employees may elect to contribute specified percentages of their compensation with Century. We match a portion of participants' contributions to the savings plan. Employee and matching contributions are considered fully vested immediately upon participation in the plan. Concurrent with the 2014 amendment to the Salaried Pension Plan that eliminated future accruals for participants who are under age 50 as of January 1, 2015 and closed the plan to new entrants, the Company increased the proportional match of contributions made by those affected by the amendment. The expense related to the plan was \$5,446 , \$1,547 and \$1,138 for 2015, 2014 and 2013, respectively.

11. Share-based compensation

Amended and Restated Stock Incentive Plan — We award restricted share awards and grant qualified incentive and nonqualified stock options to our salaried officers, non-employee directors, and other key employees from our Amended and Restated Stock Incentive Plan (the "Stock Incentive Plan"). The Stock Incentive Plan has 10,000,000 shares authorized for issuance with approximately 6,832,000 shares remaining at December 31, 2015 . Our share-based compensation consists of service-based (time vested) and performance share awards that typically vest over a period of three years from the date of grant, provided that the recipient is still our employee at the time of vesting. Our independent non-employee directors receive annual grants of service-based share awards that vest following 12 months of service. In the past, we have granted stock options that have a term of 10 years and typically vest one-third on the grant date and an additional one-third on the first and second anniversary dates of the grant. Our most recent grant of stock options was in 2009.

As of December 31, 2015 , options to purchase 443,737 shares of common stock and 541,304 service-based share awards were outstanding.

CENTURY ALUMINUM COMPANY
NOTES TO THE CONSOLIDATED FINANCIAL STATEMENTS (Continued)

A summary of activity under our Stock Incentive Plan during the year ended December 31, 2015 is presented below:

Options	Number	Weighted Average Exercise Price	Weighted Average Remaining Contractual Term (years)	Aggregate Intrinsic Value
Outstanding at January 1, 2015	544,171	\$ 26.85		
Exercised	—	—		
Forfeited/expired	(100,434)	25.95		
Outstanding, fully vested and exercisable at December 31, 2015 (1)	443,737	\$ 27.06	2.19	\$ —

(1) As the result of actions in 2011 that were determined to be a "change of control" under the Stock Incentive Plan, all options will remain exercisable for their respective remaining term, regardless of whether the awardees remain employees of Century.

Long-Term Incentive Plan — We also grant annual long-term incentive awards under our Amended and Restated Long-Term Incentive Plan (the "LTIP"). The LTIP is designed to provide senior-level employees the opportunity to earn long-term incentive awards through the achievement of performance goals and to align compensation with the interests of our stockholders by linking compensation to share price appreciation and total stockholder return over a multi-year period. Awards made under the LTIP are granted subject to the Stock Incentive Plan to the extent the award is deliverable in stock. We provide two types of LTIP awards: time-vested performance share units and performance units.

Time-vested share units are stock-settled awards (which do not contain any performance-based vesting requirements) that are granted at the beginning of the performance period. Performance units are generally cash-settled awards (although the Board of Directors retains the discretion to settle these awards in stock) and vest based on the achievement of pre-determined performance metrics, subject to the discretion of the Board. We recorded a performance unit liability for approximately \$4,853 and \$6,251 as of December 31, 2015 and 2014, respectively. Both the performance units and time-vested share units vest, in their entirety, after three years.

Service-based share awards

Outstanding at January 1, 2015	464,485
Granted	478,798
Vested	(354,688)
Forfeited	(47,291)
Outstanding at December 31, 2015	541,304

	Year ended December 31,		
	2015	2014	2013
Weighted average per share fair value of service-based share grants	\$ 4.21	\$ 15.31	\$ 8.19
Total intrinsic value of option exercises	—	1,011	13

Fair Value Measurement of Share-Based Compensation Awards – We estimate the fair value of each stock option award using the Black-Scholes model on the date of grant. We have not granted any stock options since 2009. For our service-based awards, fair value is equal to the closing stock price on the date of grant. For our performance-based awards, fair value is equal to the closing stock price at each reporting period end.

CENTURY ALUMINUM COMPANY
NOTES TO THE CONSOLIDATED FINANCIAL STATEMENTS (Continued)

The following table summarizes the compensation cost recognized for the years ended December 31, 2015 , 2014 and 2013 for all options, service-based share and performance-based share awards. This expense is included as part of selling, general and administrative expenses in our Consolidated Statements of Operations.

	Year ended December 31,		
	2015	2014	2013
Share-based compensation expense reported:			
Performance-based share expense	\$ 1,587	\$ 1,090	\$ 475
Service-based share expense	257	244	603
Stock option expense	—	—	—
Total share-based compensation expense before income tax	1,844	1,334	1,078
Income tax	—	—	—
Total share-based compensation expense, net of income tax	\$ 1,844	\$ 1,334	\$ 1,078

No share-based compensation cost was capitalized during these periods and there were no significant modifications of any share-based awards in 2015, 2014 and 2013. As of December 31, 2015 , we had unrecognized compensation expense of \$2,334 before taxes. This expense will be recognized over a weighted average period of one year .

12. Earnings (loss) per share

Basic earnings (loss) per share ("EPS") amounts are calculated by dividing net income (loss) allocated to common stockholders by the weighted average number of common shares outstanding. Diluted EPS amounts assume the issuance of common stock for all potentially dilutive common shares outstanding.

The following table shows the basic and diluted earnings (loss) per share for 2015 , 2014 , and 2013 :

	For the year ended December 31, 2015		
	Net loss	Shares (000)	Per-Share
Net loss	\$ (59,310)		
Amount allocated to common stockholders	100.00%		
Basic and Diluted EPS:			
Net loss allocated to common stockholders	(59,310)	87,375	\$ (0.68)
	For the year ended December 31, 2014		
	Net income	Shares (000)	Per-Share
Net income	\$ 126,474		
Amount allocated to common stockholders	91.81%		
Basic EPS:			
Net income allocated to common stockholders	116,118	88,823	\$ 1.31
Effect of Dilutive Securities:			
Share-based compensation plans		605	
Diluted EPS:	\$ 116,118	89,428	\$ 1.30
	For the year ended December 31, 2013		
	Net loss	Shares (000)	Per-Share
Net loss	\$ (40,313)		
Amount allocated to common stockholders	100.00%		
Basic and Diluted EPS:			
Net loss allocated to common stockholders	\$ (40,313)	88,612	\$ (0.45)

CENTURY ALUMINUM COMPANY
NOTES TO THE CONSOLIDATED FINANCIAL STATEMENTS (Continued)

Securities excluded from the calculation of diluted EPS:

	2015	2014	2013
Stock options (1)	356,634	320,553	619,833
Service-based share awards (1)	608,914	—	442,737

(1) In periods when we report a net loss, all share awards are excluded from the calculation of diluted weighted average shares outstanding because of their antidilutive effect on earnings (loss) per share.

13. Income taxes

The components of pre-tax book income (loss) consist of the following:

	Year Ended December 31,		
	2015	2014	2013
U.S.	\$ (62,203)	\$ 91,026	\$ (47,080)
Foreign	21,081	52,451	7,236
Total	\$ (41,122)	\$ 143,477	\$ (39,844)

Significant components of the income tax expense consist of the following:

	Year Ended December 31,		
	2015	2014	2013
Current:			
U.S. federal current expense (benefit)	\$ —	\$ (112)	\$ 532
State current expense (benefit)	(706)	2,252	(445)
Foreign current expense	13,473	15,098	6,198
Total current expense	12,767	17,238	6,285
Deferred:			
U.S. federal deferred benefit	(1,564)	(1,696)	(3,905)
State deferred benefit	—	(12)	(207)
Foreign deferred tax expense	(1,927)	2,778	958
Total deferred benefit	(3,491)	1,070	(3,154)
Total income tax expense	\$ 9,276	\$ 18,308	\$ 3,131

A reconciliation of the statutory U.S. Federal income tax rate to the effective income tax rate on income (loss) is as follows:

	2015	2014	2013
Federal Statutory Rate	35.0 %	35.0 %	35.0 %
Permanent differences	1.9	4.3	54.5
State taxes, net of Federal benefit	(16.0)	(6.2)	97.2
Foreign earnings taxed at different rates than U.S.	3.0	(1.3)	17.4
Valuation allowance	(56.6)	(26.0)	(265.9)
Changes in uncertain tax reserves	(4.2)	0.6	40.5
Other	14.3	6.4	13.4
Effective tax rate	(22.6)%	12.8 %	(7.9)%

The effect of earnings of foreign subsidiaries includes the difference between the U.S. statutory rate and local jurisdiction tax rates, as well as the provision (benefit) for incremental U.S. taxes on unremitted earnings of foreign subsidiaries due to the removal of the election to permanently reinvest the related earnings during 2012.

CENTURY ALUMINUM COMPANY
NOTES TO THE CONSOLIDATED FINANCIAL STATEMENTS (Continued)

Deferred income taxes reflect the net tax effects of temporary differences between the carrying amounts of assets and liabilities for financial reporting purposes and the amounts used for income tax purposes. Significant components of our deferred tax assets and liabilities as of December 31 are as follows:

	2015	2014
Deferred tax assets:		
Accrued postretirement benefit cost	\$ 14,825	\$ 15,683
Accrued liabilities	1,080	4,494
Share-based compensation	6,421	7,350
Derivative and hedging contracts	—	58,687
Goodwill	7,949	10,521
Pension and post-retirement obligations in other comprehensive income	78,753	81,567
Net operating losses and tax credits	700,819	646,158
Foreign basis differences	2,083	668
Other	10,676	8,748
Total deferred tax assets	822,606	833,876
Valuation allowance	(768,764)	(748,283)
Net deferred tax assets	\$ 53,842	\$ 85,593
Deferred tax liabilities:		
Tax over financial statement depreciation	\$ (116,327)	\$ (142,627)
Pension	(15,608)	(14,222)
Unremitted foreign earnings	(18,901)	(30,308)
Total deferred tax liabilities	(150,836)	(187,157)
Net deferred tax liability	\$ (96,994)	\$ (101,564)

We establish a valuation allowance when it is more likely than not that all or a portion of a deferred tax asset will not be realized. The amount of valuation allowance is based upon our best estimate of our ability to realize the net deferred tax assets. A valuation allowance can subsequently be reversed when we believe that the assets are realizable on a more likely than not basis.

The changes in the valuation allowance are as follows:

	2015	2014
Beginning balance, valuation allowance	\$ 748,283	\$ 765,023
Change in valuation allowance	20,481	(16,740)
Ending balance, valuation allowance	\$ 768,764	\$ 748,283

As a result of certain realization requirements of ASC Topic 718 "Compensation - Stock Compensation", the table of deferred tax assets and liabilities shown above does not include net operating loss deferred tax assets at December 31, 2015 and 2014 that arose directly from tax deductions related to equity compensation in excess of compensation recognized for financial reporting. Net operating losses of \$7,746 will increase equity if and when such deferred tax assets are ultimately realized.

CENTURY ALUMINUM COMPANY
NOTES TO THE CONSOLIDATED FINANCIAL STATEMENTS (Continued)

The significant components of our NOL carryforwards are as follows:

	2015	2014
Federal (1)	\$ 1,470,251	\$ 1,306,482
State (2)	2,094,687	2,078,105
Foreign (3)	466,743	446,234

- (1) The federal NOL begins to expire in 2028 .
- (2) The state NOLs begin to expire in 2027 .
- (3) The Icelandic NOL begins to expire in 2017 ; Dutch NOL begins to expire in 2022 .

A reconciliation of the beginning and ending amounts of gross unrecognized tax benefits (excluding interest) is as follows:

	2015	2014	2013
Balance as of January 1,	\$ 2,000	\$ 1,200	\$ 17,600
Additions based on tax positions related to the current year	1,800	1,100	700
Decreases due to lapse of applicable statute of limitations	—	(300)	(2,800)
Settlements	—	—	(14,300)
Balance as of December 31,	\$ 3,800	\$ 2,000	\$ 1,200

Included in the above balances are tax positions whose tax characterization is highly certain but for which there is uncertainty about the timing of tax return inclusion. Because of the impact of deferred tax accounting, other than interest and penalties, the timing would not impact the annual effective tax rate but could accelerate the payment of cash to the taxing authority to an earlier period. The remaining amounts of unrecognized tax benefits would affect our effective tax rate if recognized. It is our policy to recognize potential accrued interest and penalties related to unrecognized tax benefits in income tax expense.

The components of our unrecognized tax positions are as follows:

	2015	2014	2013
Highly certain tax positions	\$ 3,700	\$ 1,900	\$ 1,100
Other unrecognized tax benefits	100	100	100
Gross unrecognized tax benefits	\$ 3,800	\$ 2,000	\$ 1,200
Accrued interest and penalties related to unrecognized tax benefits	\$ —	\$ —	\$ 100

Century and its subsidiaries file income tax returns in the U.S. federal jurisdiction, various state and local jurisdictions, and several foreign jurisdictions.

In April 2013, we received notice from the Internal Revenue Service ("IRS") that the Congressional Joint Committee on Taxation finalized their review of the US Federal examinations for the income tax years 2008, 2009, and 2010 and refund years of 2004, 2005, 2006, and 2007 without exception to the conclusions reached by the IRS. This Joint Committee is a special nonpartisan Congressional committee involved with the analysis and drafting of federal tax legislation and, as part of its mandate, reviews all federal tax refund claims over a certain amount. As a result of this determination, we have reduced the reserve for the unrecognized tax benefits related to prior years by approximately \$14,300 . The reduction did not result in an impact to the effective tax rate since the reduction was offset by an increase in our valuation allowance. During the second quarter of 2013, we received refunds from the IRS of \$5,009 following the Joint Committee review.

Our federal income tax returns have been reviewed by the IRS through 2010. However, we have NOL's beginning in 2008 that are available for carryforward to future years. Under U.S. tax law, NOL's may be adjusted by the IRS until the statute of limitations expires for the year in which the NOL is used. Accordingly, our 2008 and later NOL's may be reviewed until they are used or expire. Material state and local income tax matters have been concluded for years through 2006. The majority of our state returns beginning in 2008 are subject to examination.

CENTURY ALUMINUM COMPANY
NOTES TO THE CONSOLIDATED FINANCIAL STATEMENTS (Continued)

As of December 31, 2015, we had federal net operating loss carryforwards of \$1,470,251. Our ability to utilize our deferred tax assets to offset future federal taxable income may be significantly limited if we experience an "ownership change" as defined in Section 382 of the Internal Revenue Code of 1986, as amended (the "Code"). In general, an ownership change would occur if our "five-percent shareholders," as defined under the Code, collectively increase their ownership in us by more than 50 percentage points over a rolling three-year period. Future transactions in our stock that may not be in our control may cause us to experience such an ownership change and thus limit our ability to utilize net operating losses, tax credits and other tax assets to offset future taxable income.

Our Icelandic tax returns are subject to examination beginning with the 2009 tax year. A review of our 2010 through 2012 tax years was recently completed by the Directorate of Internal Revenue of Iceland and no further action is expected for this matter.

As of December 31, 2015 and 2014 we had income taxes payable of \$13,092 and \$14,302, respectively. The income taxes payable are included within accrued and other current liabilities in our Consolidated Balance Sheets.

We do not expect a significant change in the balance of unrecognized tax benefits within the next twelve months.

14. Commitments and contingencies

Environmental Contingencies

Based upon all available information, we believe our current environmental liabilities do not have, and are not likely to have, a material adverse effect on our financial condition, results of operations or liquidity. Because of the issues and uncertainties described below and the inability to predict the requirements of future environmental laws, there can be no assurance that future capital expenditures and costs for environmental compliance at currently or formerly owned or operated properties will not result in liabilities that may have a material adverse effect on our financial condition, results of operations or liquidity.

We accrue for costs associated with environmental assessments and remedial efforts when it becomes probable that a liability has been incurred and the costs can be reasonably estimated. The aggregate environmental-related accrued liabilities were \$1,112 and \$1,101 at December 31, 2015 and 2014, respectively. All accrued amounts have been recorded without giving effect to any possible future recoveries. With respect to costs for ongoing environmental compliance, including maintenance and monitoring, such costs are expensed as incurred.

In July 2006, we were named as a defendant, together with certain affiliates of Alcan Inc., in a lawsuit brought by Alcoa Inc. seeking to determine responsibility for certain environmental indemnity obligations related to the sale of a cast aluminum plate manufacturing facility located in Vernon, California, which we purchased from Alcoa Inc. in December 1998, and sold to Alcan Rolled Products-Ravenswood LLC in July 1999. The complaint also seeks costs and attorney fees. The matter is in a preliminary stage in the U.S. District Court for the District of Delaware, and we cannot predict the ultimate outcome of this action or estimate a range of possible losses related to this matter at this time.

Matters relating to the St. Croix Alumina Refining Facility

We are a party to a United States Environmental Protection Agency Administrative Order on Consent (the "Order") pursuant to which certain past and present owners of an alumina refining facility at St. Croix, Virgin Islands (the "St. Croix Alumina Refinery") have agreed to carry out a Hydrocarbon Recovery Plan to remove and manage hydrocarbons floating on groundwater underlying the facility. Pursuant to the Hydrocarbon Recovery Plan, recovered hydrocarbons and groundwater are delivered to the adjacent petroleum refinery where they are received and managed. In connection with the sale of the facility by Lockheed Martin Corporation ("Lockheed") to one of our affiliates, Virgin Islands Alumina Corporation ("Vialco"), in 1989, Lockheed, Vialco and Century entered into the Lockheed-Vialco Asset Purchase Agreement. The indemnity provisions contained in the Lockheed-Vialco Asset Purchase Agreement allocate responsibility for certain environmental matters. Lockheed has tendered indemnity to Vialco. We have likewise tendered indemnity to Lockheed. Through December 31, 2015, we have expended approximately \$1,085 on the Hydrocarbon Recovery Plan. At this time, we are not able to estimate the amount of any future potential payments under this indemnification to comply with the Order, but we do not anticipate that any such amounts will have a material adverse effect on our financial condition, results of operations or liquidity, regardless of the final outcome. Vialco sold the St. Croix Alumina Refinery to St. Croix Alumina, LLC, a subsidiary of Alcoa, in 1995.

CENTURY ALUMINUM COMPANY
NOTES TO THE CONSOLIDATED FINANCIAL STATEMENTS (Continued)

In December 2010, Century was among several defendants named in a lawsuit filed by plaintiffs who either worked, resided or owned property in the area downwind from the St. Croix Alumina Refinery. In March 2011, Century was also named a defendant in a nearly identical suit brought by certain additional plaintiffs. The plaintiffs in both suits allege damages caused by the presence of red mud and other particulates coming from the alumina facility and are seeking unspecified monetary damages, costs and attorney fees as well as certain injunctive relief. We have tendered indemnity and defense to St. Croix Alumina LLC and Alcoa Alumina & Chemical LLC under the terms of an acquisition agreement relating to the facility and have filed motions to dismiss plaintiffs' claims. In August 2015, the Superior Court of the Virgin Islands, Division of St. Croix denied the motions to dismiss but ordered all plaintiffs to refile individual complaints. At this time, we are not able to predict the ultimate outcome of or to estimate a range of possible losses for any of the foregoing actions relating to the St. Croix Alumina Refinery.

Legal Contingencies

In addition to the foregoing matters, we have pending against us or may be subject to various lawsuits, claims and proceedings related primarily to employment, commercial, stockholder, safety and health matters.

In evaluating whether to accrue for losses associated with legal contingencies, it is our policy to take into consideration factors such as the facts and circumstances asserted, our historical experience with contingencies of a similar nature, the likelihood of our prevailing and the severity of any potential loss. For some matters, no accrual is established because we have assessed our risk of loss to be remote. Where the risk of loss is probable and the amount of the loss can be reasonably estimated, we record an accrual, either on an individual basis or with respect to a group of matters involving similar claims, based on the factors set forth above.

When we have assessed that a loss associated with legal contingencies is reasonably possible, we determine if estimates of possible losses or ranges of possible losses are in excess of related accrued liabilities, if any. Based on current knowledge, management has ascertained estimates for losses that are reasonably possible and management does not believe that any reasonably possible outcomes in excess of our accruals, if any, either individually or in aggregate, would be material to our financial condition, results of operations, or liquidity. We reevaluate and update our assessments and accruals as matters progress over time.

Ravenswood Retiree Medical Benefits changes

In November 2009, CAWV filed a class action complaint for declaratory judgment against the United Steel, Paper and Forestry, Rubber, Manufacturing, Energy, Allied Industrial and Service Workers International Union (the "USW"), the USW's local and certain CAWV retirees, individually and as class representatives, seeking a declaration of CAWV's rights to modify/terminate retiree medical benefits. Later in November 2009, the USW and representatives of a retiree class filed a separate suit against CAWV, Century Aluminum Company, Century Aluminum Master Welfare Benefit Plan, and various John Does with respect to the foregoing. These actions, entitled Dewhurst, et al. v. Century Aluminum Co., et al., and Century Aluminum of West Virginia, Inc. v. United Steel, Paper and Forestry, Rubber, Manufacturing, Energy, Allied Industrial and Service Workers International Union, AFL-CIO/CLC, et al., have been consolidated and venue has been set in the District Court for the Southern District of West Virginia.

In September 2015, the trial court granted CAWV's motion for summary judgment of these actions. The trial court decision is currently being appealed by the USW to the Court of Appeals for the 4th Circuit.

PBGC Settlement

In April 2013, we entered into a settlement agreement with the Pension Benefit Guaranty Corporation ("PBGC") regarding an alleged "cessation of operations" at our Ravenswood facility as a result of the curtailment of operations at the facility and, pursuant to the agreement, we agreed to make additional contributions (above any minimum required contributions) to our defined benefit pension plans totaling approximately \$17,400 over the term of the agreement, which runs through 2016. Under certain circumstances, in periods of lower primary aluminum prices relative to our cost of operations, we may defer one or more of these payments, but we would be required to provide the PBGC with acceptable security for any deferred payments. We made the contributions pursuant to this agreement of \$1,100 in 2015 and \$6,700 in 2013. We did not make any contribution during 2014. The remaining contributions under this agreement are approximately \$9,600.

CENTURY ALUMINUM COMPANY
NOTES TO THE CONSOLIDATED FINANCIAL STATEMENTS (Continued)

Power Commitments and Contingencies

Hawesville

CAKY is party to a power supply arrangement with Kenergy and Big Rivers which provides market-based power to the Hawesville smelter. The power supply arrangement has an effective term through December 2023. Under this arrangement, the power companies purchase power on the open market and pass it through to Hawesville at Midcontinent Independent System Operator ("MISO") pricing plus transmission and other costs incurred by Kenergy. Effective January 1, 2015, new agreements were approved by the Kentucky Public Service Commission pursuant to which EDF Trading North America, LLC ("EDF") replaced Big Rivers as the market participant with MISO under this arrangement.

Sebree

Century Sebree is party to a power supply arrangement with Kenergy and Big Rivers which provides market-based power to the Sebree smelter. The power supply arrangement has an effective term through December 2023. Similar to the arrangement at Hawesville, the power companies purchase power on the open market and pass it through to Sebree at MISO pricing plus transmission and other costs incurred by Kenergy. Effective January 1, 2015, new agreements were approved by the Kentucky Public Service Commission pursuant to which EDF replaced Big Rivers as our market participant with MISO under this arrangement.

Mt. Holly

CASC's power agreement with the South Carolina Public Service Authority ("Santee Cooper") for power to the Mt. Holly smelter expired on December 31, 2015. On December 18, 2015, CASC reached an agreement with Santee Cooper that would allow Mt. Holly to operate at 50% capacity while CASC worked on a long-term solution that would allow Mt. Holly to access market power for all of its power supply requirements. This agreement with Santee Cooper provides for the supply of power to Mt. Holly from two sources: (1) 25% of the Mt. Holly load is served from Santee Cooper's generation at a standard cost-based industrial rate and (2) 75% of the power to serve Mt. Holly is sourced from a third party supplier from generation that is outside Santee Cooper's service territory at market prices plus transmission that are tied to natural gas prices. The agreement with Santee Cooper has a term through December 31, 2018 but can be terminated by Mt. Holly on 60 days' notice; the current third party supply contract has a term through May 31, 2016.

Grundartangi

Nordural Grundartangi ehf has power purchase agreements with HS Orka hf ("HS"), Landsvirkjun and Orkuveita Reykjavíkur ("OR") to provide power to its Grundartangi smelter. These power purchase agreements, which will expire on various dates from 2019 through 2036 (subject to extension), provide power at LME-based variable rates. Each power purchase agreement contains take-or-pay obligations with respect to a significant percentage of the total committed and available power under such agreement.

In June 2012, Nordural Grundartangi ehf entered into a supplemental power contract with Landsvirkjun. The supplemental power contract, which will expire in October 2029 (or upon the occurrence of certain earlier events), will provide Nordural Grundartangi ehf with supplemental power, as Nordural Grundartangi ehf may request from time to time, at LME-based variable rates. Nordural Grundartangi ehf made certain prepayments to Landsvirkjun for power expected to be used at a later date in connection with the contract, which will reduce the price paid for power at the time of consumption. As of December 31, 2015, these power prepayments totaled approximately \$1,477.

Helguvik

Nordural Helguvik ehf has power purchase agreements with HS and OR to provide power to the Helguvik project. These power purchase agreements provide power at LME-based variable rates and contain take-or-pay obligations with respect to a significant percentage of the total committed and available power under such agreements. The power purchase agreements with HS and OR to provide power to Helguvik contain certain conditions to HS's and OR's obligations. HS (with respect to all phases) and OR (with respect to all phases other than the first phase) have alleged that certain of these conditions have not been satisfied. The first stage of power under the OR power purchase agreement (approximately 47.5 MW) became available in the fourth quarter of 2011 and is currently being utilized at Grundartangi. In July 2014, HS commenced arbitration proceedings against Nordural Helguvik ehf seeking, among other things, an order declaring, (i) that the conditions to the power contract have not been fulfilled and, (ii) that the power contract is therefore no longer valid. Nordural Helguvik ehf believes HS' claims

CENTURY ALUMINUM COMPANY
NOTES TO THE CONSOLIDATED FINANCIAL STATEMENTS (Continued)

are without merit and intends to defend itself against them. Nordural Helguvik ehf is in discussions with both HS and OR with respect to such conditions and other matters pertaining to these agreements.

In June 2014, Nordural Helguvik ehf entered into a supplemental power contract with OR which will expire in October 2036 (or upon the occurrence of certain earlier events) and will provide Grundartangi or Helguvik with supplemental power at LME-based rates, as may be requested from Grundartangi or Helguvik from time to time.

Other Commitments and Contingencies

Labor Commitments

The bargaining unit employees at our Grundartangi, Vlissingen, Hawesville, Sebree and Ravenswood facilities are represented by labor unions, representing 63% of our total workforce.

84% of Grundartangi's work force is represented by five labor unions, governed by a labor agreement that establishes wages and work rules for covered employees. A new labor agreement was reached in 2015 which is effective through December 31, 2019. 100% of Vlissingen's work force is represented by the FME, governed by a labor agreement that expired on May 1, 2015 and contract negotiations are in process. The FME negotiates working conditions with trade unions on behalf of its members.

53% of our U.S. based work force is represented by USW. In June 2015, CAKY entered into a new collective bargaining agreement with the USW for its employees at the Hawesville smelter. The agreement is effective through April 1, 2020. Century Sebree has a collective bargaining agreement with the USW for its employees at the Sebree smelter that is effective through October 28, 2019. The labor agreement for CAWV's Ravenswood plant employees represented by the USW expired on August 31, 2010.

15. Asset retirement obligations ("ARO")

The reconciliation of the changes in the asset retirement obligations is presented below:

	Year ended December 31,	
	2015	2014
Beginning balance, ARO liability	\$ 36,950	\$ 27,113
Additional ARO liability incurred	3,797	2,548
ARO liabilities settled	(5,514)	(4,731)
Accretion expense	1,818	1,517
Adjustments	(1,886)	—
ARO liability from Mt. Holly acquisition	—	10,503
Ending balance, ARO liability	<u>\$ 35,165</u>	<u>\$ 36,950</u>

16. Supplemental cash flow information

	Year Ended December 31,		
	2015	2014	2013
Cash paid for:			
Interest	\$ 18,781	\$ 19,066	\$ 20,539
Income/withholding taxes (1)	24,125	12,189	28,654
Non-cash investing activities:			
Accrued capital costs	\$ 777	\$ 744	\$ 9,409

(1) We paid withholding taxes in Iceland on intercompany dividends of \$8,388, \$5,491 and \$18,067 during the years ended December 31, 2015, 2014 and 2013, respectively. Such withholding taxes are then refunded to us in the following year.

CENTURY ALUMINUM COMPANY
NOTES TO THE CONSOLIDATED FINANCIAL STATEMENTS (Continued)

17. Quarterly information (Unaudited)

Financial results by quarter for the years ended December 31, 2015 and 2014 are as follows:

	Net sales	Gross profit (loss)	Net income (loss)	Net income (loss) allocated to common stockholders	Basic earnings (loss) per share	Diluted earnings (loss) per share
2015						
4th Quarter (1)	\$ 383,915	\$ (18,701)	\$ (43,080)	\$ (43,080)	\$ (0.50)	\$ (0.50)
3rd Quarter (2)	454,540	(42,423)	(56,112)	(56,112)	(0.65)	(0.65)
2nd Quarter (3)	523,491	8,342	(33,897)	(33,897)	(0.39)	(0.39)
1st Quarter (4)	587,911	94,095	73,779	67,813	0.76	0.76
2014						
4th Quarter (5)	551,239	89,339	75,829	69,669	0.78	0.78
3rd Quarter (6)	500,632	75,714	50,405	46,277	0.52	0.52
2nd Quarter (7)	458,324	38,504	20,344	18,675	0.21	0.21
1st Quarter (8)	420,847	(1,758)	(20,104)	(20,104)	(0.23)	(0.23)

- (1) The fourth quarter of 2015 was favorably impacted by a \$23,474 lower of cost or market inventory adjustment, \$3,400 related to non-cash, non-recurring post-retirement benefits. Results were negatively impacted by a \$3,500 charge related to the partial curtailment of operations at Hawesville and Mt. Holly, a \$5,000 charge for depreciation related to Mt. Holly purchase accounting and an \$11,584 impairment charge at BHH.
- (2) The third quarter of 2015 was impacted by a \$5,324 unfavorable lower of cost or market adjustment to cost of goods sold, \$1,400 for labor disruption and \$2,900 for partial curtailment expenses at Hawesville.
- (3) The second quarter of 2015 was impacted by a \$25,689 unfavorable LCM adjustment to cost of goods sold and a \$30,850 impairment reserve related to the permanent closure of our Ravenswood facility and \$11,700 of labor disruption expenses associated with a new union contract at our Hawesville location in partially offset by a \$10,287 gain on fair value of contingent consideration on our Mt. Holly acquisition.
- (4) The first quarter of 2015 included a \$6,527 gain on fair value of contingent consideration partially offset by \$1,570 of signing bonuses related to a new labor contract at Grundartangi and a \$1,000 severance charge for a former executive.
- (5) The fourth quarter of 2014 net income included a benefit of \$7,943 for the gain on remeasurement of contingent consideration and a benefit of \$15,955 for gain on remeasurement of our equity investment in Mt. Holly. Results were negatively impacted by \$4,964 in non-cash, non-recurring pension charges and by \$2,616 related to the separation of former senior executives.
- (6) The third quarter of 2014 net income reflects higher aluminum prices and lower power prices in the Midwestern U.S.
- (7) The second quarter of 2014 net income reflects higher aluminum prices and lower power prices in the Midwestern U.S. Results were negatively impacted by a charge of \$500 for the finalization of a legal settlement.
- (8) The first quarter of 2014 cost of sales included a benefit of \$5,534 related to deferred power contract liability amortization. Results were negatively impacted by a \$3,100 charge for increased legal reserves.

18. Business segments

Century Aluminum is a producer of primary aluminum, which trades as a global commodity. We are organized as a holding company with each of our operating primary aluminum smelters managed and operated as a separate facility reporting to our corporate headquarters. Each of our operating primary aluminum smelters meets the definition of an operating segment. We evaluated the similar economic and other characteristics, including nearly identical products, production processes, customers and distribution and have aggregated our four operating segments into one reportable segment, primary aluminum, based on these factors. In addition, all of our primary aluminum smelters share several key economic factors inherent in their common products and production processes. For example, all of our facilities' revenue is based on the LME price for primary aluminum.

CENTURY ALUMINUM COMPANY
NOTES TO THE CONSOLIDATED FINANCIAL STATEMENTS (Continued)

A reconciliation of our consolidated assets to the total of primary aluminum segment assets is provided below.

Segment assets (1)	2015	2014	2013
Primary	\$ 1,706,032	\$ 1,987,727	\$ 1,770,749
Corporate, unallocated	46,436	37,331	39,447
Total assets	\$ 1,752,468	\$ 2,025,058	\$ 1,810,196

- (1) Segment assets include accounts receivable, due from affiliates, prepaid and other current assets, inventory, intangible assets and property, plant and equipment — net; the remaining assets are unallocated corporate assets.

Geographic information

Included in the consolidated financial statements are the following amounts related to geographic locations:

	2015	2014	2013
Net sales:			
United States	\$ 1,373,714	\$ 1,370,570	\$ 1,022,081
Iceland	576,143	560,472	432,232
Long-lived assets: (1)			
United States	\$ 408,722	\$ 497,057	\$ 392,424
Iceland	801,268	831,507	853,636
Other	94,421	95,752	93,075

- (1) Includes long-lived assets other than financial instruments.

Major customer information

The following table shows our major customers whose sales revenue exceeded 10% of our net sales. A loss of any of these customers could have a material adverse effect on our results of operations. The net sales revenue for these customers is as follows:

	Year Ended December 31,		
	2015	2014	2013
Glencore	\$ 1,867,711	\$ 1,262,101	\$ 511,051
Southwire	—	226,740	312,102
RTA	—	—	223,353
BHP Billiton	—	—	191,445

19. Subsequent Events

We have evaluated all activity of the Company through the date the financial statements were issued and concluded that no subsequent events have occurred that would require recognition or disclosure in the consolidated financial statements.

CENTURY ALUMINUM COMPANY
NOTES TO THE CONSOLIDATED FINANCIAL STATEMENTS (Continued)

20. Condensed consolidating financial information

Our 2021 Notes are guaranteed by each of our material existing and future domestic subsidiaries, except for Nordural US LLC and Century Aluminum Development LLC. The Guarantor Subsidiaries are 100% owned by Century. All guarantees are full and unconditional; all guarantees are joint and several. These notes are not guaranteed by our foreign subsidiaries (such foreign subsidiaries, Nordural US LLC and Century Aluminum Development LLC, collectively the “Non-Guarantor Subsidiaries”). We allocate corporate expenses or income to our subsidiaries and charge interest on certain intercompany balances.

The following summarized condensed consolidating balance sheets as of December 31, 2015 and 2014, condensed consolidating statements of comprehensive income (loss) for the years ended December 31, 2015, 2014 and 2013 and the condensed consolidating statements of cash flows for the years ended December 31, 2015, 2014 and 2013 present separate results for Century, the Guarantor Subsidiaries, the Non-Guarantor Subsidiaries, consolidating adjustments and total consolidated amounts. Although Century Aluminum West Virginia (which owns our curtailed Ravenswood smelter) has guaranteed our Notes due 2021, because we are in the process of selling substantially all of its assets, we have included its assets and results of operations in the columns under the caption Non-Guarantor Subsidiaries.

CENTURY ALUMINUM COMPANY
NOTES TO THE CONSOLIDATED FINANCIAL STATEMENTS (Continued)

Condensed Consolidating Statements of Comprehensive Income (Loss)
For the year ended December 31, 2015

	The Company	Combined Guarantor Subsidiaries	Combined Non- Guarantor Subsidiaries	Consolidating Adjustments	Total Consolidated
NET SALES:					
Related parties	\$ —	\$ 1,277,474	\$ 632,597	\$ (42,360)	\$ 1,867,711
Third-party customers	—	82,327	43	(224)	82,146
	—	1,359,801	632,640	(42,584)	1,949,857
Cost of goods sold	—	1,388,400	564,380	(44,236)	1,908,544
Gross profit (loss)	—	(28,599)	68,260	1,652	41,313
Selling, general and administrative expenses	28,000	8,798	5,317	—	42,115
Ravenswood impairment	—	—	30,850	—	30,850
Other operating expense - net	—	—	7,436	—	7,436
Operating income (loss)	(28,000)	(37,397)	24,657	1,652	(39,088)
Interest expense - third parties	(20,201)	(1,567)	(186)	—	(21,954)
Interest income (expense) - affiliates	37,626	—	(37,626)	—	—
Interest income - third parties	65	4	270	—	339
Net gain on forward and derivative contracts	—	1,411	189	—	1,600
Unrealized gain on fair value of contingent consideration	—	18,337	—	—	18,337
Other income (expense) - net	1,356	(658)	2,356	(3,410)	(356)
Loss before income taxes and equity in earnings (loss) of joint ventures	(9,154)	(19,870)	(10,340)	(1,758)	(41,122)
Income tax benefit (expense)	2,140	—	(11,416)	—	(9,276)
Loss before equity in earnings (loss) of joint ventures	(7,014)	(19,870)	(21,756)	(1,758)	(50,398)
BHH impairment	—	—	(11,584)	—	(11,584)
Equity in earnings (loss) of joint ventures	(52,296)	—	2,672	52,296	2,672
Net loss	\$ (59,310)	\$ (19,870)	\$ (30,668)	\$ 50,538	\$ (59,310)
Other comprehensive income (loss) before income tax effect	6,568	14,754	(1,114)	(13,640)	6,568
Income tax effect	(1,536)	—	33	(33)	(1,536)
Other comprehensive income (loss)	5,032	14,754	(1,081)	(13,673)	5,032
Total comprehensive loss	\$ (54,278)	\$ (5,116)	\$ (31,749)	\$ 36,865	\$ (54,278)

CENTURY ALUMINUM COMPANY
NOTES TO THE CONSOLIDATED FINANCIAL STATEMENTS (Continued)

Condensed Consolidating Statements of Comprehensive Income (Loss)
For the year ended December 31, 2014

	The Company	Combined Guarantor Subsidiaries	Combined Non- Guarantor Subsidiaries	Consolidating Adjustments	Total Consolidated
NET SALES:					
Related parties	\$ —	\$ 715,796	\$ 625,076	\$ (78,771)	\$ 1,262,101
Third-party customers	—	669,466	31	(556)	668,941
	—	1,385,262	625,107	(79,327)	1,931,042
Cost of goods sold	—	1,282,194	522,543	(75,494)	1,729,243
Gross profit	—	103,068	102,564	(3,833)	201,799
Selling, general and administrative expenses	32,840	11,353	5,002	—	49,195
Other operating expense - net	—	—	12,481	—	12,481
Operating income (loss)	(32,840)	91,715	85,081	(3,833)	140,123
Interest expense - third parties	(20,228)	(1,555)	(232)	—	(22,015)
Interest income (expense) - affiliates	43,688	—	(43,688)	—	—
Interest income - third parties	15	—	286	—	301
Net gain (loss) on forward and derivative contracts	(1,080)	1,259	—	—	179
Unrealized gain on fair value of contingent consideration	—	7,943	—	—	7,943
Gain on remeasurement of equity investment	—	15,955	—	—	15,955
Other income (expense) - net	518	(459)	4,564	(3,632)	991
Income (loss) before income taxes and equity in earnings of joint ventures	(9,927)	114,858	46,011	(7,465)	143,477
Income tax expense	(4,777)	(493)	(13,211)	173	(18,308)
Income (loss) before equity in earnings of joint ventures	(14,704)	114,365	32,800	(7,292)	125,169
Equity in earnings of joint ventures	141,178	—	1,305	(141,178)	1,305
Net income	\$ 126,474	\$ 114,365	\$ 34,105	\$ (148,470)	\$ 126,474
Other comprehensive loss before income tax effect	(24,022)	(28,955)	(2,662)	18,967	(36,672)
Income tax effect	(1,829)	—	33	(33)	(1,829)
Other comprehensive loss	(25,851)	(28,955)	(2,629)	18,934	(38,501)
Total comprehensive income	\$ 100,623	\$ 85,410	\$ 31,476	\$ (129,536)	\$ 87,973

CENTURY ALUMINUM COMPANY
NOTES TO THE CONSOLIDATED FINANCIAL STATEMENTS (Continued)

Condensed Consolidating Statements of Comprehensive Income (Loss)
For the year ended December 31, 2013

	The Company	Combined Guarantor Subsidiaries	Combined Non- Guarantor Subsidiaries	Consolidating Adjustments	Total Consolidated
NET SALES:					
Related parties	\$ —	\$ 270,314	\$ 244,680	\$ (3,943)	\$ 511,051
Third-party customers	—	752,808	191,495	(1,041)	943,262
	—	1,023,122	436,175	(4,984)	1,454,313
Cost of goods sold	—	1,061,597	358,124	(4,931)	1,414,790
Gross profit (loss)	—	(38,475)	78,051	(53)	39,523
Selling, general and administrative expenses	40,831	10,456	16,190	—	67,477
Other operating expense - net	—	—	8,602	—	8,602
Operating income (loss)	(40,831)	(48,931)	53,259	(53)	(36,556)
Interest expense - third parties	(21,543)	(1,510)	(38)	—	(23,091)
Interest income (expense) - affiliates	48,126	—	(48,126)	—	—
Interest income - third parties	27	6	695	—	728
Net gain on forward and derivative contracts	140	16,458	—	—	16,598
Gain on bargain purchase	—	5,253	—	—	5,253
Loss on early extinguishment of debt	(3,272)	—	—	—	(3,272)
Other income (expense) - net	138,548	(113)	94	(138,033)	496
Income (loss) before income taxes and equity in earnings (loss) of joint ventures	121,195	(28,837)	5,884	(138,086)	(39,844)
Income tax benefit (expense)	(3,386)	—	255	—	(3,131)
Income (loss) before equity in earnings (loss) of joint ventures	117,809	(28,837)	6,139	(138,086)	(42,975)
Equity in earnings (loss) of joint ventures	(158,122)	—	2,662	158,122	2,662
Net income (loss)	\$ (40,313)	\$ (28,837)	\$ 8,801	\$ 20,036	\$ (40,313)
Other comprehensive income before income tax effect	60,924	31,258	22,634	(53,892)	60,924
Income tax effect	(1,564)	—	33	(33)	(1,564)
Other comprehensive income	59,360	31,258	22,667	(53,925)	59,360
Total comprehensive income	\$ 19,047	\$ 2,421	\$ 31,468	\$ (33,889)	\$ 19,047

CENTURY ALUMINUM COMPANY
NOTES TO THE CONSOLIDATED FINANCIAL STATEMENTS (Continued)

Condensed Consolidating Balance Sheet
As of December 31, 2015

	The Company	Combined Guarantor Subsidiaries	Combined Non- Guarantor Subsidiaries	Consolidating Adjustments	Total Consolidated
Cash & cash equivalents	\$ 58,421	\$ (3,647)	\$ 60,619	\$ —	\$ 115,393
Restricted cash	—	791	—	—	791
Accounts receivable - net	104	8,891	480	—	9,475
Due from affiliates	13	14,493	2,911	—	17,417
Inventories	180	148,280	85,937	(2,525)	231,872
Prepaid and other current assets	7,713	16,242	18,457	—	42,412
Assets held for sale	—	—	30,697	—	30,697
Total current assets	66,431	185,050	199,101	(2,525)	448,057
Property, plant and equipment - net	9,188	361,626	861,442	—	1,232,256
Investment in subsidiaries	593,604	—	—	(593,604)	—
Due from affiliates - less current portion	632,170	—	—	(632,170)	—
Other assets	29,536	19,153	16,047	7,419	72,155
TOTAL	\$ 1,330,929	\$ 565,829	\$ 1,076,590	\$ (1,220,880)	\$ 1,752,468
Accounts payable, trade	\$ 2,380	\$ 53,145	\$ 34,964	\$ —	\$ 90,489
Due to affiliates	2,143	7,167	735	—	10,045
Accrued and other current liabilities	11,247	14,759	22,816	—	48,822
Accrued employee benefits costs	1,824	7,644	680	—	10,148
Industrial revenue bonds	—	7,815	—	—	7,815
Total current liabilities	17,594	90,530	59,195	—	167,319
Senior notes payable	247,278	—	—	—	247,278
Accrued pension benefits costs cost - less current portion	39,831	(11,021)	15,189	—	43,999
Accrued postretirement benefits costs - less current portion	4,524	119,911	1,564	—	125,999
Other liabilities	3,307	30,505	11,779	7,418	53,009
Intercompany loan	—	124,518	509,652	(634,170)	—
Deferred taxes	—	—	96,994	—	96,994
Total noncurrent liabilities	294,940	263,913	635,178	(626,752)	567,279
Series A Preferred stock	1	—	—	—	1
Common stock	942	—	224,424	(224,424)	942
Additional paid-in capital	2,513,631	191,023	2,038,138	(2,229,161)	2,513,631
Treasury stock, at cost	(86,276)	—	—	—	(86,276)
Accumulated other comprehensive loss	(13,125)	(60,026)	(39,499)	—	(112,650)
Accumulated deficit	(1,396,778)	80,389	(1,840,846)	1,859,457	(1,297,778)
Total shareholder's equity	1,018,395	211,386	382,217	(594,128)	1,017,870
TOTAL	\$ 1,330,929	\$ 565,829	\$ 1,076,590	\$ (1,220,880)	\$ 1,752,468

CENTURY ALUMINUM COMPANY
NOTES TO THE CONSOLIDATED FINANCIAL STATEMENTS (Continued)

Condensed Consolidating Balance Sheet
As of December 31, 2014

	The Company	Combined Guarantor Subsidiaries	Combined Non- Guarantor Subsidiaries	Consolidating Adjustments	Total Consolidated
Cash & cash equivalents	\$ 70,683	\$ (1,187)	\$ 93,746	\$ —	\$ 163,242
Restricted cash	—	787	14	—	801
Accounts receivable - net	—	77,173	494	—	77,667
Due from affiliates	9	30,126	1,368	—	31,503
Inventories	180	192,803	80,194	10,303	283,480
Prepaid and other current assets	4,311	10,199	13,393	1,865	29,768
Deferred taxes	—	14,281	—	—	14,281
Total current assets	75,183	324,182	189,209	12,168	600,742
Property, plant and equipment - net	1,788	380,234	923,961	(440)	1,305,543
Investment in subsidiaries	589,532	—	—	(589,532)	—
Due from affiliates - less current portion	719,258	—	—	(719,258)	—
Other assets	31,233	33,422	48,553	5,565	118,773
TOTAL	\$ 1,416,994	\$ 737,838	\$ 1,161,723	\$ (1,291,497)	\$ 2,025,058
Accounts payable, trade	\$ 2,252	\$ 109,376	\$ 38,124	\$ 1,691	\$ 151,443
Due to affiliates	—	18,730	3,531	—	22,261
Accrued and other current liabilities	13,048	64,104	22,817	3,838	103,807
Accrued employee benefits costs	1,823	7,805	531	—	10,159
Industrial revenue bonds	—	7,815	—	—	7,815
Total current liabilities	17,123	207,830	65,003	5,529	295,485
Senior notes payable	246,888	—	—	—	246,888
Accrued pension benefits costs cost - less current portion	32,136	13,942	13,828	—	59,906
Accrued postretirement benefits costs - less current portion	5,821	145,267	1,806	—	152,894
Other liabilities	3,630	32,035	11,963	5,644	53,272
Intercompany loan	—	164,610	542,259	(706,869)	—
Deferred taxes	—	—	111,486	—	111,486
Total noncurrent liabilities	288,475	355,854	681,342	(701,225)	624,446
Series A Preferred stock	1	—	—	—	1
Common stock	939	—	215,424	(215,424)	939
Additional paid-in capital	2,510,261	150,861	2,136,138	(2,286,999)	2,510,261
Treasury stock, at cost	(49,924)	—	—	—	(49,924)
Accumulated other comprehensive loss	(4,484)	(74,780)	(38,418)	—	(117,682)
Accumulated deficit	(1,345,397)	98,073	(1,897,766)	1,906,622	(1,238,468)
Total shareholder's equity	1,111,396	174,154	415,378	(595,801)	1,105,127
TOTAL	\$ 1,416,994	\$ 737,838	\$ 1,161,723	\$ (1,291,497)	\$ 2,025,058

CENTURY ALUMINUM COMPANY
NOTES TO THE CONSOLIDATED FINANCIAL STATEMENTS (Continued)

Condensed Consolidating Statement of Cash Flows
For the year ended December 31, 2015

	The Company	Combined Guarantor Subsidiaries	Combined Non- Guarantor Subsidiaries	Consolidating Adjustments	Total Consolidated
Net cash provided by operating activities	\$ 25,423	\$ 30,890	\$ 65,085	\$ (89,532)	\$ 31,866
Purchase of property, plant and equipment	(8,574)	(21,477)	(24,209)	(440)	(54,700)
Purchase of remaining interest in Mt. Holly smelter	11,313	—	—	—	11,313
Proceeds from sale of property, plant and equipment	—	14	—	—	14
Restricted and other cash deposits	—	(4)	14	—	10
Intercompany transactions	(4,072)	—	—	4,072	—
Net cash used in investing activities	(1,333)	(21,467)	(24,195)	3,632	(43,363)
Borrowings under revolving credit facilities	1,737	—	—	—	1,737
Repayments under revolving credit facilities	(1,737)	—	—	—	(1,737)
Repurchase of common stock	(36,352)	—	—	—	(36,352)
Intercompany transactions	—	(11,883)	(74,017)	85,900	—
Net cash used in financing activities	(36,352)	(11,883)	(74,017)	85,900	(36,352)
CHANGE IN CASH AND CASH EQUIVALENTS	(12,262)	(2,460)	(33,127)	—	(47,849)
Cash and cash equivalents, beginning of year	70,683	(1,187)	93,746	—	163,242
Cash and cash equivalents, end of year	\$ 58,421	\$ (3,647)	\$ 60,619	\$ —	\$ 115,393

CENTURY ALUMINUM COMPANY
NOTES TO THE CONSOLIDATED FINANCIAL STATEMENTS (Continued)

Condensed Consolidating Statement of Cash Flows
For the year ended December 31, 2014

	The Company	Combined Guarantor Subsidiaries	Combined Non- Guarantor Subsidiaries	Consolidating Adjustments	Total Consolidated
Net cash provided by operating activities	\$ 92,338	\$ 40,711	\$ 139,896	\$ (65,265)	\$ 207,680
Purchase of property, plant and equipment	(587)	(22,939)	(31,603)	3	(55,126)
Purchase of Sebree smelter	(1,042)	—	—	—	(1,042)
Purchase of remaining interest in Mt. Holly smelter	(65,100)	—	—	—	(65,100)
Proceeds from sale of property, plant and equipment	—	—	46	—	46
Restricted and other cash deposits	—	—	896	—	896
Net cash used in investing activities	(66,729)	(22,939)	(30,661)	3	(120,326)
Repayment of debt	(2,603)	—	—	—	(2,603)
Borrowings under revolving credit facilities	92,423	—	—	—	92,423
Repayments under revolving credit facilities	(92,423)	—	(6,000)	—	(98,423)
Issuance of common stock	403	—	—	—	403
Intercompany transactions	—	(17,801)	(47,461)	65,262	—
Net cash used in financing activities	(2,200)	(17,801)	(53,461)	65,262	(8,200)
CHANGE IN CASH AND CASH EQUIVALENTS	23,409	(29)	55,774	—	79,154
Cash and cash equivalents, beginning of year	47,274	(1,158)	37,972	—	84,088
Cash and cash equivalents, end of year	\$ 70,683	\$ (1,187)	\$ 93,746	\$ —	\$ 163,242

CENTURY ALUMINUM COMPANY
NOTES TO THE CONSOLIDATED FINANCIAL STATEMENTS (Continued)

Condensed Consolidating Statement of Cash Flows
For the year ended December 31, 2013

	The Company	Combined Guarantor Subsidiaries	Combined Non- Guarantor Subsidiaries	Consolidating Adjustments	Total Consolidated
Net cash provided by (used in) operating activities	\$ 30,462	\$ (70,217)	\$ 82,776	\$ (23,303)	\$ 19,718
Purchase of property, plant and equipment	(1,229)	(17,199)	(49,649)	—	(68,077)
Purchase of Sebree smelter	(48,058)	—	—	—	(48,058)
Investments and advances to joint ventures	(125)	—	—	—	(125)
Proceeds from sale of property, plant and equipment	—	14	511	—	525
Restricted and other cash deposits	—	(787)	(652)	—	(1,439)
Net cash used in investing activities	(49,412)	(17,972)	(49,790)	—	(117,174)
Repayment of debt	(249,604)	—	—	—	(249,604)
Proceeds from issuance of debt	246,330	—	—	—	246,330
Borrowings under revolving credit facilities	16,725	—	6,000	—	22,725
Repayments under revolving credit facilities	(16,725)	—	—	—	(16,725)
Debt issuance costs	(3,994)	—	—	—	(3,994)
Debt retirement costs	(1,208)	—	—	—	(1,208)
Issuance of common stock	44	—	—	—	44
Intercompany transactions	—	87,718	(111,021)	23,303	—
Net cash provided by (used in) financing activities	(8,432)	87,718	(105,021)	23,303	(2,432)
CHANGE IN CASH AND CASH EQUIVALENTS	(27,382)	(471)	(72,035)	—	(99,888)
Cash and cash equivalents, beginning of year	74,656	(687)	110,007	—	183,976
Cash and cash equivalents, end of year	\$ 47,274	\$ (1,158)	\$ 37,972	\$ —	\$ 84,088

Item 9. Changes in and Disagreements with Accountants on Accounting and Financial Disclosure

Not applicable.

Item 9A. Controls and Procedures

Disclosure Controls and Procedures

As of December 31, 2015, we carried out an evaluation, under the supervision and with the participation of our management, including our Chief Executive Officer and Chief Financial Officer, of the effectiveness of our disclosure controls and procedures. Based upon that evaluation, our management, including the Chief Executive Officer and Chief Financial Officer, concluded that our disclosure controls and procedures were effective.

Internal Control over Financial Reporting

Management is responsible for establishing and maintaining an adequate system of internal control over financial reporting for the Company. This system is designed to provide reasonable assurance regarding the reliability of financial reporting and the preparation of financial statements for external purposes in accordance with generally accepted accounting principles. Because of its inherent limitations, a system of internal control over financial reporting can provide only reasonable assurance and may not prevent or detect misstatements. Further, because of changes in conditions, effectiveness of internal control over financial reporting may vary over time. Our system of internal control contains self-monitoring mechanisms, and actions are taken to correct deficiencies as they are identified.

As required by Section 404 of the Sarbanes-Oxley Act, management conducted an evaluation of the effectiveness of the system of internal control over financial reporting for the year ended December 31, 2015. Management's evaluation was based on the framework in *Internal Control - Integrated Framework (2013)* issued by the Committee of Sponsoring Organizations (COSO) of the Treadway Commission. Based on this evaluation, management concluded that our system of internal control over financial reporting was effective as of December 31, 2015. The effectiveness of our internal control over financial reporting has been audited by Deloitte & Touche LLP, an independent registered public accounting firm.

Changes in Internal Control over Financial Reporting

During the three months ended December 31, 2015, there were no changes in our internal control over financial reporting that materially affected, or are reasonably likely to materially affect, our internal control over financial reporting.

Item 9B. Other Information

Shareholder Director Nominations

The Board of Directors has set June 27, 2016 as the date of the Company's 2016 Annual meeting of Stockholders (the "2016 Annual Meeting"). Because the 2016 Annual Meeting will be held more than 30 days prior to the anniversary of the Company's 2015 Annual Meeting of Stockholders, the Company has determined that proposals to be considered for inclusion in the Company's proxy statement for the 2016 Annual Meeting, must be received by the Company on or before the close of business on March 18, 2016. Stockholder proposals for inclusion in the proxy materials for the 2016 Annual Meeting should be addressed to our Corporate Secretary, 1 South Wacker Drive, Suite 1000, Chicago, Illinois 60606.

In addition, under the Company's Bylaws, stockholders who intend to submit a proposal to be brought before the 2016 Annual Meeting, regardless of whether included in our proxy statement, must give written notice of his or her intention to propose such business to our Corporate Secretary, which notice must be delivered to, or mailed and received at, our principal executive offices not earlier than the close of business on March 29, 2016 and not later than the close of business on April 28, 2016. Upon certain circumstances, different notice periods may apply and anyone seeking to bring business at an annual meeting should carefully review our Bylaws and comply with all rules and procedures included therein.

Notice of stockholder proposals must set forth as to each matter the stockholder proposes to bring before the annual meeting the information required by our Bylaws, which includes, among other things: (i) a brief description of the business desired to be brought before the meeting and the reasons for conducting such business at the meeting, (ii) the name and address of the stockholder proposing such business, (iii) the class and number of shares which are beneficially owned by the stockholder (including any derivatives, short interests or other similar instruments held by the stockholder), (iv) any material interest of the stockholder in such proposal or any arrangements entered into with third parties with respect to such proposal and (v) any other information relating to such stockholder that would be required to be disclosed in a proxy statement or other filings required to be made in connection with solicitations of proxies. The Bylaws further provide that the Chairman of the annual meeting may refuse to permit any business to be brought before an annual meeting that does not comply with the foregoing procedures. Any stockholder seeking to bring business at an annual meeting should carefully review our Bylaws and comply with all rules and procedures included therein.

PART III

Item 10. Directors, Executive Officers and Corporate Governance

This Item is incorporated by reference to our definitive proxy statement on Schedule 14A, which will be filed by April 29, 2016 , or if our proxy statement is not filed by that date, will be included in an amendment to this Report on Form 10-K, which will be filed by April 29, 2016 .

Item 11. Executive Compensation

This Item is incorporated by reference to our definitive proxy statement on Schedule 14A, which will be filed by April 29, 2016 , or if our proxy statement is not filed by that date, will be included in an amendment to this Report on Form 10-K, which will be filed by April 29, 2016 .

Item 12. Security Ownership of Certain Beneficial Owners and Management and Related Stockholders Matters

This Item is incorporated by reference to our definitive proxy statement on Schedule 14A, which will be filed by April 29, 2016 , or if our proxy statement is not filed by that date, will be included in an amendment to this Report on Form 10-K, which will be filed by April 29, 2016 .

Item 13. Certain Relationships and Related Transactions and Director Independence

This Item is incorporated by reference to our definitive proxy statement on Schedule 14A, which will be filed by April 29, 2016 , or if our proxy statement is not filed by that date, will be included in an amendment to this Report on Form 10-K, which will be filed by April 29, 2016 .

Item 14. Principal Accountant Fees and Services

This Item is incorporated by reference to our definitive proxy statement on Schedule 14A, which will be filed by April 29, 2016 , or if our proxy statement is not filed by that date, will be included in an amendment to this Report on Form 10-K, which will be filed by April 29, 2016 .

PART IV

Item 15. Exhibit and Financial Statement Schedules

(a) (1) List of Financial Statements

The following consolidated financial statements of Century Aluminum Company and the Independent Auditors' Reports are included in Part II, Item 8 of this Form 10-K:

Reports of Independent Registered Public Accounting Firm

Consolidated Statements of Operations for the years ended December 31, 2015 , 2014 and 2013

Consolidated Statements of Comprehensive Income (Loss) for the years ended December 31, 2015 , 2014 and 2013

Consolidated Balance Sheets as of December 31, 2015 and 2014

Consolidated Statements of Shareholders' Equity for the years ended December 31, 2015 , 2014 and 2013

Consolidated Statements of Cash Flows for the years ended December 31, 2015 , 2014 and 2013

Notes to the consolidated financial statements

(a) (2) List of financial Statement Schedules

Schedule II — Valuation and Qualifying Accounts for the years ended December 31, 2015, 2014 and 2013

(a) (3) List of Exhibits**Exhibit Index**

Exhibit Number	Description of Exhibit	Incorporated by Reference			Filed Herewith
		Form	File No.	Filing Date	
2.1	Asset Sale Agreement, date April 28, 2013, by and between Century Echo LLC and Alcan Primary Products Corporation.	8-K	001-34474	April 30, 2013	
2.2	Amendment No. 1, dated June 1, 2013, to Asset Sale Agreement, dated April 28, 2013, by and between Century Echo LLC (now Century Aluminum Sebree LLC) and Alcan Primary Products Corporation.	8-K	001-34474	June 6, 2013	
2.3	Guaranty of Century Aluminum Company, dated April 28, 2013.	8-K	001-34474	April 30, 2013	
2.4	Stock Purchase Agreement, dated October 23, 2014, by and between Berkeley Aluminum, Inc. and Alumax Inc.	8-K	001-34474	October 24, 2014	
2.5	Guarantee of Century Aluminum Company, dated October 23, 2014.	8-K	001-34474	October 24, 2014	
3.1	Amended and Restated Certificate of Incorporation of Century Aluminum Company.	10-Q	001-34474	November 9, 2012	
3.2	Amended and Restated Bylaws of Century Aluminum Company.	8-K	001-34474	September 18, 2012	
3.3	Amendment No. 1 to Amended and Restated Bylaws of Century Aluminum Company.	8-K	001-34474	December 14, 2015	
4.1	Form of Stock Certificate.	S-1	33-95486	August 8, 1995	
4.2	Certificate of Designation, Preferences and Rights of Series A Convertible Preferred Stock of Century Aluminum Company, dated July 7, 2008.	8-K	000-27918	July 8, 2008	
4.3	Indenture for Century Aluminum Company's 7.5% Senior Secured Notes due 2021, dated as of June 4, 2013, by and among Century Aluminum Company, as issuer and Wilmington Trust, National Association, as trustee and Noteholder Collateral Agent.	8-K	001-34474	June 10, 2013	
4.4	First Supplemental Indenture, dated December 18, 2014, for Century Aluminum Company's 7.5% Senior Secured Notes due 2021, by and among Century Aluminum Company, as issuer and Wilmington Trust, National Association, as trustee and Noteholder Collateral Agent.	10-K	001-34474	March 2, 2015	
4.5	Form of Note for the Indenture for Century Aluminum Company's 7.5% Senior Secured Notes due 2021, dated as of June 4, 2013, between Century Aluminum Company, as issuer, and Wilmington Trust Company, as trustee and Noteholder Collateral Agent.	8-K	001-34474	June 10, 2013	
10.1	Loan and Security Agreement, dated as of May 24, 2013, among Century Aluminum Company, Berkeley Aluminum, Inc., Century Aluminum of West Virginia, Inc., Century Aluminum of Kentucky General Partnership, NSA General Partnership and Century Aluminum Sebree LLC, as borrowers, and Wells Fargo Capital Finance, LLC, as agent and lender.	8-K	001-34474	May 28, 2013	

10.2	First Amendment to Loan and Security Agreement, dated as of August 16, 2013, among Century Aluminum Company, Berkeley Aluminum, Inc., Century Aluminum of West Virginia, Inc., Century Aluminum of Kentucky General Partnership, NSA General Partnership and Century Aluminum Sebree LLC, as borrowers, and Wells Fargo Capital Finance, LLC, as agent and lender.	10-K	001-34474	March 2, 2015	
10.3	Second Amendment to Loan and Security Agreement, dated as of January 15, 2014, among Century Aluminum Company, Berkeley Aluminum, Inc., Century Aluminum of West Virginia, Inc., Century Aluminum of Kentucky General Partnership, NSA General Partnership and Century Aluminum Sebree LLC, as borrowers, and Wells Fargo Capital Finance, LLC, as agent and lender.	10-K	001-34474	March 2, 2015	
10.4	Third Amendment to Loan and Security Agreement, dated as of October 23, 2014, among Century Aluminum Company, Berkeley Aluminum, Inc., Century Aluminum of West Virginia, Inc., Century Aluminum of Kentucky General Partnership, NSA General Partnership and Century Aluminum Sebree LLC, as borrowers, and Wells Fargo Capital Finance, LLC, as agent and lender.	8-K	001-34474	October 24, 2014	
10.5	Fourth Amendment to Loan and Security Agreement, dated as of December 1, 2014, among Century Aluminum Company, Berkeley Aluminum, Inc., Century Aluminum of West Virginia, Inc., Century Aluminum of Kentucky General Partnership, NSA General Partnership and Century Aluminum Sebree LLC, as borrowers, and Wells Fargo Capital Finance, LLC, as agent and lender.	10-K	001-34474	March 2, 2015	
10.6	Fifth Amendment dated as of June 26, 2015, among Century Aluminum Company, Century Aluminum of South Carolina, Inc., Century Aluminum of West Virginia, Inc., Century Aluminum of Kentucky General Partnership, NSA General Partnership and Century Aluminum Sebree LLC, as borrowers, and Wells Fargo Capital Finance, LLC, as agent and lender.	8-K	001-34474	June 30, 2015	
10.7	Sixth Amendment dated as of December 31, 2015, among Century Aluminum Company, Century Aluminum of South Carolina, Inc., Century Aluminum of West Virginia, Inc., Century Aluminum of Kentucky General Partnership, NSA General Partnership and Century Aluminum Sebree LLC, as borrowers, and Wells Fargo Capital Finance, LLC, as agent and lender.				X
10.8	Second Lien Pledge and Security Agreement, dated as of June 4, 2013, by and among Century Aluminum Company, the other Grantors (as defined therein) and Wilmington Trust, National Association, as collateral agent of the 7.5% Senior Secured Notes.	8-K	001-34474	June 10, 2013	
10.9	Collateral Agency Agreement, dated as of June 4, 2013, by and among Century Aluminum Company, the other Grantors and Wilmington Trust, National Association, as trustee and collateral agent.	8-K	001-34474	June 10, 2013	
10.10	Committed Revolving Credit Facility, dated November 27, 2013, between Nordural Grundartangi ehf, as borrower, and Landsbankinn hf.	10-K	001-34474	March 14, 2014	
10.11	Amendment Agreement to General Bond, dated as of November 27, 2013, by and between Nordural Grundartangi ehf and Landsbankinn hf.	10-K	001-34474	March 14, 2014	

10.12	Agreement on the Transfer and Division of Right of Ground Lease and Right of Superficies and the Transfer of Movable Goods with Respect to the Property of Zeeland Aluminum Company N.V. (in Bankruptcy), dated as of June 11, 2012, by and among N.V. Zeeland Seaports, UTB Holdings B.V., Century Anodes B.V., The Trustees in the Bankruptcy of Zeeland Aluminum Company N.V. and N.V. Nationale Borg-Maatschappij.	8-K	001-34474	June 14, 2012
10.13	Stock Purchase Agreement, dated as of July 7, 2008, by and between Century Aluminum Company and Glencore Investment Pty Ltd.	8-K	000-27918	July 8, 2008
10.14	Standstill and Governance Agreement, dated as of July 7, 2008, by and between Century Aluminum Company and Glencore AG.	8-K	000-27918	July 8, 2008
10.15	Amendment to Standstill and Governance Agreement, dated January 27, 2009, by and between Century Aluminum Company and Glencore AG.	10-K	001-34474	March 16, 2010
10.16	Registration Rights Agreement, dated as of July 7, 2008, by and between Century Aluminum Company and Glencore Investment Pty Ltd.	8-K	000-27918	July 8, 2008
10.17	Amended and Restated Aluminum Purchase Agreement, dated as of February 23, 2015, by and between Century Aluminum Company, NSA General Partnership, Century Aluminum Sebree LLC, Century Aluminum of South Carolina, Inc., Century Aluminum of West Virginia, Inc. and Glencore Ltd.**	10-Q	001-34474	April 30, 2015
10.18	Offer Letter, dated April 24, 2014 and executed April 27, 2014, between Century Aluminum Company and Rick T. Dillon.*	8-K	001-34474	June 16, 2014
10.19	Century Aluminum Company Amended and Restated Executive Severance Plan, adopted June 23, 2014.*	8-K	001-34474	June 27, 2014
10.20	Century Aluminum Company Amended and Restated Supplemental Retirement Income Benefit Plan.*	10-Q	000-27918	August 10, 2009
10.21	First Amendment of the Century Aluminum Company Amended and Restated Supplemental Retirement Income Benefit Plan.*	10-K	001-34474	March 16, 2010
10.22	Second Amendment of the Century Aluminum Company Amended and Restated Supplemental Retirement Income Benefit Plan, adopted June 23, 2014.*	8-K	001-34474	June 27, 2014
10.23	Century Aluminum Company Incentive Compensation Plan (Amended and Restated Effective January 1, 2008).*	10-K	001-34474	March 2, 2015
10.24	Century Aluminum Company Amended and Restated 1996 Stock Incentive Plan.*	8-K	001-34474	March 25, 2013
10.25	Century Aluminum Company Amended and Restated Stock Incentive Plan, adopted June 23, 2014.*	8-K	001-34474	June 27, 2014
10.26	Century Aluminum Company Amended and Restated Long-Term Incentive Plan.*	8-K	001-34474	March 25, 2013
10.27	Century Aluminum Company Amended and Restated Long-Term Incentive Plan, adopted June 23, 2014.*	8-K	001-34474	June 27, 2014
10.28	Century Aluminum Company Restoration Plan, adopted December 8, 2015.*	8-K	001-34474	December 14, 2015
10.29	Form of Time-Vesting Performance Share Unit Award Agreement for the January 1, 2012 to December 31, 2014 performance period and the January 1, 2013 to December 31, 2015 performance period.*	8-K	001-34474	March 25, 2013
10.30	Form of Time-Vesting Performance Share Unit Award Agreement for the January 1, 2014 to December 31, 2016 performance period.*	8-K	001-34474	June 27, 2014

10.31	Form of Performance Unit Award Agreement for the January 1, 2012 to December 31, 2014 performance period and the January 1, 2013 to December 31, 2015 performance period.*	8-K	001-34474	March 25, 2013	
10.32	Form of Performance Unit Award Agreement for the January 1, 2014 to December 31, 2016 performance period.*	8-K	001-34474	June 27, 2014	
10.33	Form of Stock Option Agreement - Employee.*	10-K	000-27918	March 16, 2006	
10.34	Form of Amendment No. 1 to the Stock Option Agreement - Employee.*	10-Q	001-34474	August 9, 2011	
10.35	Non-Employee Directors Stock Option Plan.*	S-1	33-95486	March 28, 1996	
10.36	Form of Stock Option Agreement - Non-Employee Director.*	10-K	000-27918	March 16, 2006	
10.37	Form of Independent Non-Employee Director Annual Retainer Fee Payment Time-Vesting Performance Share Unit Award Agreement.*				X
10.38	Form of Independent Non-Employee Director Annual Equity-Grant Time-Vesting Performance Share Unit Award Agreement.*				X
10.39	Form of Indemnification Agreement.*	8-K	001-34474	December 5, 2014	
12.1	Computation of ratio of earnings to fixed charges				X
21.1	List of Subsidiaries				X
23.1	Consent of Deloitte & Touche LLP				X
24.1	Powers of Attorney				X
31.1	Rule 13a-14(a)/15d-14(a) Certification of the Chief Executive Officer				X
31.2	Rule 13a-14(a)/15d-14(a) Certification of the Chief Financial Officer				X
32.1	Section 1350 Certification (pursuant to Sarbanes-Oxley Section 906) by Chief Executive Officer				X
32.2	Section 1350 Certification (pursuant to Sarbanes-Oxley Section 906) by Chief Financial Officer				X
101.INS	XBRL Instance Document				X
101.SCH	XBRL Taxonomy Extension Schema				X
101.CAL	XBRL Taxonomy Extension Calculation Linkbase				X
101.DEF	XBRL Taxonomy Extension Definition Linkbase				X
101.LAB	XBRL Taxonomy Extension Label Linkbase				X
101.PRE	XBRL Taxonomy Extension Presentation Linkbase				X

* Management contract or compensatory plan.

** Confidential Information was omitted from this exhibit pursuant to a request for confidential treatment filed separately with the SEC.

(a) In accordance with Item 601(b)(32)(ii) of Regulation S-K and SEC Release Nos. 33-8238 and 34-47986, Final Rule: Management's Reports on Internal Control Over Financial Reporting and Certification of Disclosure in Exchange Act Periodic Reports, the certification furnished in Exhibit 32.1 hereto is deemed to accompany this Form 10-K and will not be deemed "filed" for purposes of Section 18 of the Exchange Act. Such certification will not be deemed to be incorporated by reference into any filing under the Securities Act or the Exchange Act, except to the extent that the registrant specifically incorporates it by reference.

SIGNATURES

Pursuant to the requirements of Section 13 or 15(d) of the Securities Exchange Act of 1934, the Registrant has duly caused this report to be signed on its behalf by the undersigned, thereunto duly authorized.

Century Aluminum Company

By: */s/ MICHAEL A. BLESS*

Michael A. Bless

President and Chief Executive Officer (Principal Executive Officer)

Dated: March 4, 2016

Pursuant to the requirements of the Securities Exchange Act of 1934, this report has been signed below by the following persons on behalf of the Registrant and in the capacities and on the date indicated.

Signature	Title	Date
<u>/s/ MICHAEL A. BLESS</u> Michael A. Bless	President and Chief Executive Officer and Director (Principal Executive Officer)	March 4, 2016
* <u>Terence Wilkinson</u>	Chairman	March 4, 2016
* <u>Jarl Berntzen</u>	Director	March 4, 2016
* <u>Errol Glasser</u>	Director	March 4, 2016
* <u>Daniel Goldberg</u>	Director	March 4, 2016
<u>/s/ RICK T. DILLON</u> Rick T. Dillon	Executive Vice President and Chief Financial Officer (Principal Financial Officer)	March 4, 2016
<u>/s/ STEPHEN K. HEYROTH</u> Stephen K. Heyroth	Vice President and Chief Accounting Officer (Principal Accounting Officer)	March 4, 2016
<u>*By: /s/ JESSE E. GARY</u> Jesse E. Gary, as Attorney-in-fact		

CENTURY ALUMINUM COMPANY

SCHEDULE II — VALUATION AND QUALIFYING ACCOUNTS

	Balance at Beginning of Period	Charged To Cost and Expense	Charged to other accounts	Deductions	Balance at End of Period
(Dollars in thousands)					
Year ended December 31, 2013					
Allowance for doubtful trade accounts receivable	\$ 734	\$ —	\$ —	\$ —	\$ 734
Deferred tax asset - valuation allowance	\$ 656,352	\$ —	\$ 108,671	\$ —	\$ 765,023
Year ended December 31, 2014					
Allowance for doubtful trade accounts receivable	\$ 734	\$ —	\$ 266	\$ —	\$ 1,000
Deferred tax asset - valuation allowance	\$ 765,023	\$ —	\$ (16,740)	\$ —	\$ 748,283
Year ended December 31, 2015					
Allowance for doubtful trade accounts receivable	\$ 1,000	\$ —	\$ —	\$ —	\$ 1,000
Deferred tax asset - valuation allowance	\$ 748,283	\$ —	\$ 20,481	\$ —	\$ 768,764

**SIXTH AMENDMENT
TO AMENDED AND RESTATED LOAN AND SECURITY AGREEMENT**

THIS SIXTH AMENDMENT TO AMENDED AND RESTATED LOAN AND SECURITY AGREEMENT (this "Amendment") is entered into as of December 31, 2015, by and among the Lenders party hereto, WELLS FARGO CAPITAL FINANCE, LLC, a Delaware limited liability company, as the agent for the Lenders (in such capacity, "Agent"), CENTURY ALUMINUM COMPANY, a Delaware corporation ("Century"), CENTURY ALUMINUM OF SOUTH CAROLINA, INC. (successor in interest to Berkeley Aluminum, Inc.), a Delaware corporation ("Century South Carolina"), CENTURY ALUMINUM OF WEST VIRGINIA, INC., a Delaware corporation ("Century West Virginia"), CENTURY ALUMINUM OF KENTUCKY GENERAL PARTNERSHIP, a Kentucky general partnership ("Century of Kentucky GP"), NSA GENERAL PARTNERSHIP, a Kentucky general partnership ("NSA"), and CENTURY ALUMINUM SEBREE LLC, a Delaware limited liability company ("Century Sebree"; and together with Century, Century South Carolina, Century West Virginia, Century of Kentucky GP and NSA, each a "Borrower" and collectively the "Borrowers").

WHEREAS, Borrowers, Agent, and Lenders are parties to that certain Amended and Restated Loan and Security Agreement dated as of May 24, 2013 (as amended, modified or supplemented from time to time, the "Loan Agreement");

WHEREAS, Borrowers, Agent and Lenders have agreed to amend the Loan Agreement, subject to the terms and conditions contained herein.

NOW THEREFORE, in consideration of the premises and mutual agreements herein contained, the parties hereto agree as follows:

1. Defined Terms. Unless otherwise defined herein, capitalized terms used herein shall have the meanings ascribed to such terms in the Loan Agreement.

2. Amendments to Loan Agreement. Subject to the satisfaction of the conditions set forth in Section 4 below and in reliance upon the representations and warranties of Borrowers set forth in Section 5 below, the Loan Agreement is hereby amended as follows:

(a) The defined term ""Eligible Account" set forth in Appendix A of the Loan Agreement is hereby amended to amend and restate clause (xv) in its entirety to read as follows:

(xv) the Account is with respect to an Account Debtor (other than Glencore, Brazeway, Inc., Metal Exchange Corporation, Penn Aluminum International LLC, SAPA Extrusions, Inc. or Southwire Company, which are subject to the limitations set forth below), whose total Accounts owing to Borrowers exceed 20% (such percentage, as applied to a particular Account Debtor, being subject to adjustment by Agent in its Reasonable Credit Judgment) of all Eligible Accounts; the Account is with respect to Glencore to the extent its total Accounts owing to Borrowers exceed 50% (such percentage, as applied to Glencore, being subject to adjustment by Agent in its Reasonable Credit Judgment) of all Eligible Accounts; in each case solely during the period commencing on December 31, 2015 and ending on January 31, 2017, (a) the Account is with respect to Brazeway, Inc. to the extent its total Accounts owing to Borrowers exceed the lesser of \$12,000,000 and 40% (such percentage, as applied to

Brazeway, Inc., being subject to adjustment by Agent in its Reasonable Credit Judgment) of all Eligible Accounts, (b) the Account is with respect to Metal Exchange Corporation to the extent its total Accounts owing to Borrowers exceed the lesser of \$7,500,000 and 25% (such percentage, as applied to Metal Exchange Corporation, being subject to adjustment by Agent in its Reasonable Credit Judgment) of all Eligible Accounts, (c) the Account is with respect to Penn Aluminum International LLC to the extent its total Accounts owing to Borrowers exceed the lesser of \$7,500,000 and 25% (such percentage, as applied to Penn Aluminum International LLC, being subject to adjustment by Agent in its Reasonable Credit Judgment) of all Eligible Accounts, or (d) the Account is with respect to SAPA Extrusions, Inc. and its subsidiaries to the extent its total Accounts owing to Borrowers exceed the lesser of \$18,000,000 and 60% (such percentage, as applied to SAPA Extrusions, Inc. and its subsidiaries, being subject to adjustment by Agent in its Reasonable Credit Judgment) of all Eligible Accounts; at all times following January 31, 2017, the Account is with respect to Southwire Company to the extent its total Accounts owing to Borrowers exceed 40% (such percentage, as applied to Southwire Company, being subject to adjustment by Agent in its Reasonable Credit Judgment) of all Eligible Accounts; except in any such case that Accounts owing by any such Account Debtor shall only be excluded from Eligible Accounts to the extent of the excess of such applicable concentration limit; provided, however, that, in each case, the amount of Eligible Accounts that are excluded because they exceed the foregoing applicable concentration limit shall be determined by Agent based on all of the otherwise Eligible Accounts prior to giving effect to any eliminations based upon the foregoing concentration limit; or

3. Ratification; Other Agreements:.

(a) This Amendment, subject to satisfaction of the conditions provided below, shall constitute an amendment to the Loan Agreement and all of the Loan Documents as appropriate to express the agreements contained herein. In all other respects, the Loan Agreement and the Loan Documents shall remain unchanged and in full force and effect in accordance with their original terms.

(b) Upon and after the execution of this Amendment by each of the parties hereto, each reference in the Loan Agreement to "this Agreement", "hereunder", "hereof" or words of like import referring to the Loan Agreement, and each reference in the other Loan Documents to "the Loan Agreement", "thereunder", "thereof" or words of like import referring to the Loan Agreement, shall mean and be a reference to the Loan Agreement as modified hereby. This Amendment shall constitute a Loan Document.

(c) The execution, delivery and effectiveness of this Amendment shall not, except as expressly provided herein, operate as a waiver of any right, power or remedy of any Lender or the Agent under any of the Loan Documents.

4. Conditions to Effectiveness. This Amendment shall become effective as of the date hereof and upon the satisfaction of the following conditions precedent:

(a) Agent shall have received a copy of this Amendment executed by each Borrower, Agent, Issuing Lender and Majority Lenders, together with the consent and reaffirmation attached hereto executed by each Guarantor; and

(b) no Default or Event of Default shall exist on the date hereof or as of the date of the effectiveness of this Amendment.

5. Representations and Warranties. In order to induce Agent and Lenders to enter into this Amendment, each Borrower hereby represents and warrants to Agent and Lenders, after giving effect to this Amendment:

(a) the representations and warranties set forth in each of the Loan Documents are true and correct in all material respects on and as of the Closing Date and on and as of the date hereof with the same effect as though made on and as of the date hereof (except to the extent such representations and warranties by their terms expressly relate to an earlier date, in which case such representations and warranties shall have been true and correct, in all material respects, as of such earlier date);

(b) no Default or Event of Default exists; and

(c) the execution, delivery and performance of this Amendment has been duly authorized by all requisite corporate or other relevant action on the part of such Borrower.

6. Miscellaneous.

(a) Expenses. Borrowers agree to pay on demand all reasonable and documented out-of-pocket costs and expenses of Agent (including legal fees and expenses of outside counsel for Agent) in connection with the preparation, negotiation, execution, delivery and administration of this Amendment and all other instruments or documents provided for herein or delivered or to be delivered hereunder or in connection herewith. All obligations provided in this Section 6(a) shall survive any termination of this Amendment and the Loan Agreement as amended hereby.

(b) Governing Law. This Amendment shall be a contract made under and governed by the internal laws of the State of New York.

(c) Counterparts. This Amendment may be executed in any number of counterparts, and by the parties hereto on the same or separate counterparts, and each such counterpart, when executed and delivered, shall be deemed to be an original, but all such counterparts shall together constitute but one and the same Amendment.

[Signature Pages Follow]

IN WITNESS WHEREOF, the parties hereto have caused this Amendment to be executed by their respective officers thereunto duly authorized and delivered as of the date first above written.

BORROWERS:

CENTURY ALUMINUM COMPANY

By: /s/ MICHELLE HARRISON
Name: Michelle Harrison
Title: Treasurer

**CENTURY ALUMINUM OF SOUTH
CAROLINA, INC. (successor in interest to Berkeley
Aluminum, Inc.)**

By: /s/ MICHELLE HARRISON
Name: Michelle Harrison
Title: Treasurer

**CENTURY ALUMINUM OF WEST VIRGINIA,
INC.**

By: /s/ MICHELLE HARRISON
Name: Michelle Harrison
Title: Treasurer

**CENTURY ALUMINUM OF KENTUCKY
GENERAL PARTNERSHIP**

By: METALSCO LLC, its Managing Partner

By: /s/ MICHELLE HARRISON
Name: Michelle Harrison
Title: Treasurer

NSA GENERAL PARTNERSHIP

By: CENTURY KENTUCKY, INC.,
its Managing Partner

By: /s/ MICHELLE HARRISON

Name: Michelle Harrison

Title: Treasurer

CENTURY ALUMINUM SEBREE LLC

By: /s/ MICHELLE HARRISON

Name: Michelle Harrison

Title: Treasurer

AGENT AND LENDERS:

WELLS FARGO CAPITAL FINANCE, LLC,
as Agent, as Issuing Lender and as a Lender

By: /s/ BRANDI WHITTINGTON

Name: Brandi Whittington

Title: VP, Authorized Signatory

**CREDIT SUISSE AG, CAYMAN ISLANDS
BRANCH** , as a Lender

By: /s/ CHRISTOPHER R. DAY

Name: Christopher R. Day

Title: Authorized Signatory

By: /s/ STEPHAN DICKENMANN

Name: Stephan Dickenmann

Title: Authorized Signatory

BNP PARIBAS , as a Lender

By: /s/ *FABIENNE MOIMAUX*

Name: Fabienne Moimaux

Title: Metals & Mining EMEA

By: /s/ *GREGOIRE LEFORESTIER*

Name: Gregoire LeForestier

Title: Director of Metals & Mining

CONSENT AND REAFFIRMATION

Each of the undersigned (collectively, the "Guarantors") hereby (i) acknowledges receipt of a copy of the foregoing Sixth Amendment to Amended and Restated Credit Agreement (the "Amendment"; terms defined therein and used, but not otherwise defined, herein shall have the meanings assigned to them therein); (ii) consents to each Borrower's execution and delivery thereof; (iii) acknowledges and agrees to the terms of the Amendment as if it were a signatory thereto; and (iv) except as specifically provided therein, affirms that nothing contained therein shall modify in any respect whatsoever its respective guaranty of the obligations of each Borrower to Agent and Lenders pursuant to the terms of the Guaranty Agreements executed in favor of Agent and Lenders, and reaffirms that each Guaranty Agreement is and shall continue to remain in full force and effect. Although Guarantors have been informed of the matters set forth herein and have acknowledged and agreed to same, each Guarantor understands that Agent and Lenders have no obligation to inform Guarantors of such matters in the future or to seek any Guarantor's acknowledgment or agreement to future amendments or waivers, and nothing herein shall create such a duty.

[signature page follows]

METALSCO, LLC,
a Georgia limited liability company

By: /s/ MICHELLE HARRISON
Name: Michelle Harrison
Title: Treasurer

SKYLINER, LLC ,
a Delaware limited liability company

By: /s/ MICHELLE HARRISON
Name: Michelle Harrison
Title: Treasurer

CENTURY KENTUCKY, INC. ,
a Delaware corporation

By: /s/ MICHELLE HARRISON
Name: Michelle Harrison
Title: Treasurer

CENTURY MARKETER LLC ,
a Delaware limited liability company

By: /s/ MICHELLE HARRISON
Name: Michelle Harrison
Title: Treasurer

**CENTURY ALUMINUM COMPANY
INDEPENDENT NON-EMPLOYEE DIRECTOR
ANNUAL RETAINER FEE PAYMENT
TIME-VESTING PERFORMANCE SHARE UNIT AWARD AGREEMENT
UNDER THE
AMENDED AND RESTATED STOCK INCENTIVE PLAN**

This Annual Retainer Fee Payment Time-Vesting Performance Share Unit Award Agreement (this “Agreement”) is made as of _____ (the “Award Date”), by and between Century Aluminum Company (the “Company”) and _____ (“Participant”).

WITNESSETH:

WHEREAS, the Company has adopted the Century Aluminum Company Amended and Restated Stock Incentive Plan, effective June 23, 2014 (the “Plan”) authorizing the grant of awards of Time-Vesting Performance Share Units (“TVPSUs”) to eligible individuals in connection with the performance of services for the Company and its subsidiaries; and

WHEREAS, pursuant to Participant’s election to receive TVPSUs in lieu of a cash retainer for Participant’s service to the Company as a Non-Employee Independent Director of the Company, the Company has approved the grant to Participant of the TVPSUs provided for in this Agreement, subject to the conditions set forth herein.

NOW, THEREFORE, in consideration of the foregoing premises, and the mutual covenants herein contained, Participant and the Company hereby agree as follows:

1. Time-Vesting Performance Share Units.

(a) Award. The Company hereby awards to Participant _____ TVPSUs (the “Awarded TVPSUs”) pursuant to, and subject to all of the terms and conditions of, this Agreement and the Plan, each Awarded TVPSU represents the right to receive one share of the Company’s common stock.

(b) Vesting and Payment.

i. Said Awarded TVPSUs shall vest:

(a) in four quarterly installments beginning on the Award Date and thereafter upon the completion of each consecutive three-month period of service as a member of the Board of Directors of the Company); or

- (b) if earlier, upon (1) a Change in Control, as hereinafter provided, or (2) the termination of Participant's service as a Director of the Company due to Participant's death or Disability, or (3) Participant's reaching age 65, and, as of such age, Participant being a member of the Board of Directors of the Company.
 - ii. Participant shall forfeit all opportunity to be vested in any then-unvested Awarded TVPSUs upon Participant's termination of service as a member of the Board of Directors of the Company for any reason other than (1) a Change in Control, as hereinafter provided, or (2) Participant's death or Disability; it being understood and agreed that any then-unvested Awarded TVPSUs shall in any event vest upon Participant's reaching age 65, provided that, as of such age, Participant is a member of the Board of Directors of the Company.
 - iii. All the vested TVPSUs will be settled in a single distribution for an equivalent number of shares of common stock of the Company as soon as practicable but no later than 2-1/2 months after the date of Participant's termination of service as a member of the Board of Directors of the Company and its Subsidiaries, including termination by reason of death or Disability. Participant shall have only the rights of a general unsecured creditor of the Company with respect to amounts deferred pursuant to this Agreement.
2. Change in Control. Any provision of this Agreement to the contrary, notwithstanding, but subject to the following sentence, upon a Change in Control of the Company, Participant's Awarded TVPSUs shall immediately vest and shall be settled as soon as practicable but not later than 2-1/2 months after the Change in Control (or within such other time period as may be required under Section 409A of the Code). Notwithstanding the preceding sentence, if Participant has elected to defer the settlement of Participant's Awarded TVPSUs pursuant to this Agreement, or if Participant's Awarded TVPSUs are otherwise subject to Section 409A of the Code, settlement shall not be accelerated unless the Change in Control satisfies the requirements for a change in the ownership or effective control of the Company, or a change in the ownership of a substantial portion of the assets of the Company, under Section 409A of the Code, as determined pursuant to Treasury Regulations or other applicable guidance issued under said Section 409A.
3. Change in Common Stock or Corporate Structure. Upon any stock dividend, stock split, combination or exchange of shares of common stock, recapitalization or other change in the capital structure of the Company, corporate separation or division (including, but not limited to, split-up, spin-off or distribution to Company stockholders other than a normal cash dividend), sale by the Company of all or a substantial portion of its assets, rights offering, merger, consolidation, reorganization or partial or complete liquidation, or any other corporate transaction or event having an effect similar to any of the foregoing, the number of Awarded TVPSUs granted hereunder shall be equitably and appropriately adjusted, and the securities subject to said Awarded TVPSUs shall be equitably and appropriately substituted for new securities or other consideration, as determined by the Committee (as defined in the Plan) in accordance with the provisions of the Plan. Any such adjustment made by the Committee shall be conclusive and binding upon Participant, the Company and all other interested persons.
4. Designation of Beneficiaries. On a form provided to the Company, Participant may designate a beneficiary or beneficiaries to receive, in the event of Participant's death, all or part of any amounts to be distributed to Participant under this Agreement.
5. Stock Certificates. Upon settlement of Participant's Awarded TVPSUs, the Company shall cause a stock certificate to be delivered or book entry to be made covering the appropriate number of shares

registered on the Company's books in the name of Participant. All Awarded TVPSUs which are issued under this Agreement shall be fully paid and non-assessable.

6. Voting, Dividends. Participant shall have no rights as a stockholder (including no rights to vote or receive dividends or distributions) with respect to any Awarded TVPSUs until Participant becomes a stockholder upon the settlement of such Awarded TVPSUs in accordance with the terms and conditions of this Agreement and the Plan. Notwithstanding the foregoing, Participant will be entitled to receive dividend equivalents with respect to the Awarded TVPSUs as provided in this Section 6. Upon an ordinary cash dividend on the shares of common stock of the Company the record date of which is prior to the settlement or forfeiture of any Awarded TVPSUs, the Company shall allocate for Participant an amount equal to the amount of such ordinary cash dividend multiplied by the number of Awarded TVPSUs, and the Company shall pay immediately to Participant any such amounts upon the vesting and settlement of the corresponding Awarded TVPSUs; provided that any rights to receive such amounts shall be forfeited upon the forfeiture of the corresponding Awarded TVPSUs.
7. Data Privacy. Participant hereby acknowledges that to perform its obligations under the Plan, the Company and its Subsidiaries may process sensitive personal data about Participant. Such data may include but are not limited to the information provided above, and any changes thereto, and other appropriate personal and financial data with respect to Participant. Participant hereby gives explicit consent to the Company to process any such data. The legal persons for whom such personal data are processed by the Company and any of its Subsidiaries and representatives, including stock brokers, stock record keepers or other consultants. Participant has been informed of his/her right of access and correction to his/her personal data by applying to the Company's director of human resources.
8. Service Rights. Participant may not assign or transfer his or her rights under this Agreement except as expressly provided under the Plan. This Agreement does not create a contract of employment between Participant and the Company or any of its Subsidiaries, and does not give Participant the right to be retained in the service of the Company or any of its Subsidiaries; nor does it imply or confer any other employment or service rights, or confer any ownership, security or other rights to Company assets. The grant provided herein is solely within the discretion of the Company, and no inference should be drawn or permitted that the grant herein suggests that Participant will receive any subsequent grants. If any subsequent grant is in fact made, it shall be in the sole discretion of the Company, and the Company is under no obligation to make any future grant or to consider making any future grant. The value of the Awarded TVPSUs awarded under the Agreement (either on the Award Date or at the time of vesting) shall not be included as compensation or earnings for purposes of any other benefit plan offered by the Company.
9. Delaware Law. This Agreement and all related matters shall be governed by, and construed and enforced in accordance with, the laws of the State of Delaware, and any applicable federal law.
10. Section 409A. Participant acknowledges that Participant's receipt of certain benefits under this Agreement may be subject to Section 409A of the Code. If the Company determines that Participant has become a "specified employee" (as defined under Section 409A) at the time of termination of service as a Director of the Company, payment shall be delayed until six months and one day following termination of service if the Company determines that such delayed payment is required in order to avoid a prohibited distribution under Section 409A(a)(2) of the Code. In addition, to the extent that Participant's benefits under this Agreement are payable upon a termination of service and are subject to Section 409A, a "termination of service" shall be interpreted to mean a "separation from service" which qualifies as a permitted payment event under Section 409A of the Code.

11. Taxes. The Company is not responsible for any tax consequences to Participant relating to the Agreement. Participant alone is responsible for these tax obligations, and hereby agrees to indemnify the Company from any loss or liability that the Company may suffer or incur as a result of the failure by Participant to pay such tax obligations.
12. Entire Agreement; Interpretation; Amendment. The Plan and this Agreement constitute the entire agreement between the Company and Participant pertaining to the subject matter hereof, supersede all prior or contemporaneous written or verbal agreements and understandings between the parties in connection therewith, and shall not be modified or amended except by written instrument duly signed by the parties. No waiver by either party of any default under the Agreement shall be deemed a waiver of any later default. The various provisions of the Agreement are severable in their entirety. Any determination of invalidity or unenforceability of any one provision shall have no effect on the continuing force and effect of the remaining provisions hereof. The Plan, including the definition of terms therein, is incorporated in this Agreement by reference and made a part hereof. In the event of any conflict between the provisions of the Plan and any related documents and those of this Agreement, the provisions of the Plan and any related documents shall prevail; provided, however, that the Committee shall have the sole and complete authority and discretion to decide any questions concerning the application, interpretation or scope of any of the terms and conditions of this Agreement, and any decisions of the Committee shall be binding and conclusive upon all interested parties. This Agreement shall be binding upon and inure to the benefit of the successors, assigns and heirs of the respective parties.
13. Definitions. In addition to terms defined elsewhere in this Agreement and capitalized terms not defined herein but defined in the Plan which shall control hereunder, the following terms shall have the following meanings:
- (a) "Beneficial Owner" or "Beneficially Owned" shall have the meaning set forth in Rule 13d-3 under the Securities Exchange Act of 1934, as amended (the "Exchange Act").
 - (b) "Change in Control" of the Company shall be deemed to have occurred if, as the result of a single transaction or a series of transactions, the event set forth in any one of the following paragraphs shall have occurred:
 - (i) any Person (other than a Permitted Person or Glencore Xtrata plc or any of its subsidiaries, affiliates, successors or assigns (collectively, "Glencore")) becomes the Beneficial Owner, directly or indirectly, of securities of the Company representing fifty percent (50%) or more of the combined voting power of the Company's then outstanding voting securities;
 - (ii) Glencore becomes the Beneficial Owner, directly or indirectly, of all of the issued and outstanding voting securities of the Company;
 - (iii) Incumbent Directors at the beginning of any twelve- (12) month period cease at any time and for any reason to constitute a majority of the number of directors then serving on the Board of Directors of the Company. "Incumbent Directors" shall mean directors who either (A) are directors of the Company as of the Award Date; (B) are appointed by or on behalf of Glencore; or (C) are elected, or nominated for election, to the Board of Directors of the Company with the affirmative votes of at least a majority vote of the Incumbent Directors at the time of such election or nomination (but shall not include an individual whose election or nomination is in connection with an actual or threatened election contest by any Person,

including but not limited to a consent solicitation, relating to the election of directors to the Board of Directors of the Company);

- (iv) the approval by the stockholders of the Company of a complete liquidation or dissolution of the Company; or
 - (v) the consummation of (A) a reorganization, merger or consolidation, or sale or disposition by the Company of all or substantially all of the assets of the Company and its subsidiaries to any Person or (B) the acquisition of assets or stock of another Person in exchange for voting securities of the Company (each of (A) and (B) a “Business Combination”), in each case, other than a Business Combination (x) with a Permitted Person or (y) pursuant to which, at least fifty percent (50%) of the combined voting power of the voting securities of the entity resulting from such Business Combination are owned by stockholders of the Company in substantially the same proportions as their ownership of the Company immediately prior to such sale; provided that, any Business Combination with Glencore shall not constitute a Change in Control, unless, as a result of such Business Combination, Glencore (X) owns, directly or indirectly, all or substantially all of the assets of the Company and its subsidiaries or (Y) Beneficially Owns, directly or indirectly, of all of the issued and outstanding voting securities of the Company.
- (c) “Code” shall mean the Internal Revenue Code of 1986, as amended.
- (d) “Disability” means a condition of Participant which, by reason of any medically determinable physical or mental impairment that can be expected to result in death or to last for a continuous period of at least 12 months: (a) makes Participant unable to engage in any substantial gainful activity; or (b) as a result of which Participant is receiving income replacement benefits for a period of not less than 3 months under an accident and health plan covering employees of the Company. If at any time a physician appointed by the Company or its agent or insurer, or the Social Security Administration, makes a determination with respect to Participant’s Disability, that determination shall be final, conclusive, and binding upon the Company, the Participant, and their successors in interest.
- (e) “Person” shall have the meaning given in Section 3(a)(9) of the Exchange Act, as modified and used in Sections 13(d) and 14(d) thereof, except that such term shall not include (i) the Company or any of its subsidiaries, (ii) a trustee or other fiduciary holding securities under an employee benefit plan sponsored or maintained by the Company or any of its subsidiaries, (iii) an underwriter temporarily holding securities pursuant to an offering of such securities or (iv) a corporation owned, directly or indirectly, by the stockholders of the Company in substantially the same proportions as their ownership of stock of the Company (the entities identified in clauses (i)-(iv), the “Permitted Persons” and each a “Permitted Person”).

IN WITNESS WHEREOF, the parties hereto have duly executed this Agreement as of the date first above written. In so executing this Agreement, Participant also hereby acknowledges receipt of a copy of the Plan.

Participant's Signature: _____

Participant's Printed Name: _____

ACCEPTED:

CENTURY ALUMINUM COMPANY

By: _____

Date: _____

CENTURY ALUMINUM COMPANY
INDEPENDENT NON-EMPLOYEE DIRECTOR
ANNUAL EQUITY-GRANT TIME-VESTING PERFORMANCE SHARE UNIT AWARD AGREEMENT UNDER THE
AMENDED AND RESTATED STOCK INCENTIVE PLAN

This Annual Equity-Grant Time-Vesting Performance Share Unit Award Agreement (this “Agreement”) is made as of _____ (the “Award Date”), by and between Century Aluminum Company (the “Company”) and _____ (“Participant”).

WITNESSETH:

WHEREAS, the Company has adopted the Century Aluminum Company Amended and Restated Stock Incentive Plan, effective June 23, 2014 (the “Plan”) authorizing the grant of awards of Time-Vesting Performance Share Units (“TVPSUs”) to eligible individuals in connection with the performance of services for the Company and its subsidiaries; and

WHEREAS, the Company has approved the grant of the TVPSUs provided for in this Agreement to Participant for Participant’s service to the Company as an Independent Non-Employee Director of the Company subject to the terms and conditions set forth herein.

NOW, THEREFORE, in consideration of the foregoing premises, and the mutual covenants herein contained, Participant and the Company hereby agree as follows:

1. Time-Vesting Performance Share Units.

- (a) Award. The Company hereby awards to Participant _____ TVPSUs (the “Awarded TVPSUs”) pursuant to, and subject to all of the terms and conditions of, this Agreement and the Plan, each Awarded TVPSU represents the right to receive one share of the Company’s common stock.
- (b) Vesting and Payment.
 - i. Said Awarded TVPSUs shall vest:
 - (a) in full on the 12-month anniversary of the Award Date; or
 - (b) if earlier, upon (1) a Change in Control, as hereinafter provided, or (2) the termination of Participant’s service as a Director of the Company due to the Participant’s expiration of Participant’s term of service as a Director of the Company, or due to Participant’s death or Disability, or (3) Participant’s reaching age 65, and, as of such age, Participant being a member of the Board of Directors of the Company;

provided, however, that any provisions of this Paragraph 1(b)i to the contrary notwithstanding, any then-unvested TVPSUs shall vest on the date of the next regular annual meeting of the Company's stockholders following the Award Date, if said regular annual meeting occurs prior to the 12-month anniversary of the Award Date and Participant is a member of the Board of Directors of the Company as of said annual meeting date.

- ii. Participant shall forfeit all opportunity to be vested in any then-unvested Awarded TVPSUs upon Participant's termination of service as a member of the Board of Directors of the Company for any reason other than (1) a Change in Control, as hereinafter provided, or (2) the conclusion of Participant's term of service as a Director, or (3) Participant's death or Disability; it being understood and agreed that any then-unvested Awarded TVPSUs shall in any event vest upon Participant's reaching age 65, provided that, as of such age, Participant is a member of the Board of Directors of the Company.
- iii. Unless Participant has made a timely deferral election in accordance with the provisions of this Agreement, the vested TVPSUs will be settled in a single distribution for an equivalent number of shares of common stock of the Company as soon as practicable but no later than 2-1/2 months after the date of vesting (or within such other time period as may be required under Section 409A of the Code).

(c) Deferral Elections. Participant may elect to defer settlement of Participant's Awarded TVPSUs that vest pursuant to this Agreement, as follows, and in accordance with any rules and procedures that may hereafter be adopted by the Company. Unless otherwise provided by the Company in accordance with the requirements of Section 409A of the Code, said deferral elections must:

- i. be in writing in form prescribed by the Company;
- ii. be received by the Company at its headquarters and become irrevocable before the year in which the Award Date occurs; and
- iii. provide for deferral of settlement of said Awarded TVPSUs until the date of Participant's termination of service as a member of the Board of Directors of the Company and its Subsidiaries, including termination by reason of death or Disability (or as soon as the Company determines is practicable but not more than 2-1/2 months thereafter). Participant shall have only the rights of a general unsecured creditor of the Company with respect to amounts deferred pursuant to this Agreement.

2. Change in Control. Any provision of this Agreement to the contrary, notwithstanding, but subject to the following sentence, upon a Change in Control of the Company, Participant's Awarded TVPSUs shall immediately vest and shall be settled as soon as practicable but not later than 2-1/2 months after the Change in Control (or within such other time period as may be required under Section 409A of the Code). Notwithstanding the preceding sentence, if Participant has elected to defer the settlement of Participant's Awarded TVPSUs pursuant to this Agreement, or if Participant's Awarded TVPSUs are otherwise subject to Section 409A of the Code, settlement shall not be accelerated unless the Change in Control satisfies the requirements for a change in the ownership or effective control of the Company, or a change in the ownership of a substantial portion of the assets of the Company, under Section 409A of the Code, as determined pursuant to Treasury Regulations or other applicable guidance issued under said Section 409A.

3. Change in Common Stock or Corporate Structure. Upon any stock dividend, stock split, combination or exchange of shares of common stock, recapitalization or other change in the capital structure of the Company, corporate separation or division (including, but not limited to, split-up, spin-off or distribution to Company stockholders other than a normal cash dividend), sale by the Company of all or a substantial portion of its assets, rights offering, merger, consolidation, reorganization or partial or complete liquidation, or any other corporate transaction or event having an effect similar to any of the foregoing, the number of Awarded TVPSUs granted hereunder shall be equitably and appropriately adjusted, and the securities subject to said Awarded TVPSUs shall be equitably and appropriately substituted for new securities or other consideration, as determined by the Committee (as defined in the Plan) in accordance with the provisions of the Plan. Any such adjustment made by the Committee shall be conclusive and binding upon Participant, the Company and all other interested persons.
4. Designation of Beneficiaries. On a form provided to the Company, Participant may designate a beneficiary or beneficiaries to receive, in the event of Participant's death, all or part of any amounts to be distributed to Participant under this Agreement.
5. Stock Certificates. Upon settlement of Participant's Awarded TVPSUs, the Company shall cause a stock certificate to be delivered or book entry to be made covering the appropriate number of shares registered on the Company's books in the name of Participant. All Awarded TVPSUs which are issued under this Agreement shall be fully paid and non-assessable.
6. Voting, Dividends. Participant shall have no rights as a stockholder (including no rights to vote or receive dividends or distributions) with respect to any Awarded TVPSUs until Participant becomes a stockholder upon the settlement of such Awarded TVPSUs in accordance with the terms and conditions of this Agreement and the Plan. Notwithstanding the foregoing, Participant will be entitled to receive dividend equivalents with respect to the Awarded TVPSUs as provided in this Section 6. Upon an ordinary cash dividend on the shares of common stock of the Company the record date of which is prior to the settlement or forfeiture of any Awarded TVPSUs, the Company shall allocate for Participant an amount equal to the amount of such ordinary cash dividend multiplied by the number of Awarded TVPSUs, and the Company shall pay immediately to Participant any such amounts upon the vesting and settlement of the corresponding Awarded TVPSUs; provided that any rights to receive such amounts shall be forfeited upon the forfeiture of the corresponding Awarded TVPSUs.
7. Data Privacy. Participant hereby acknowledges that to perform its obligations under the Plan, the Company and its Subsidiaries may process sensitive personal data about Participant. Such data may include but are not limited to the information provided above, and any changes thereto, and other appropriate personal and financial data with respect to Participant. Participant hereby gives explicit consent to the Company to process any such data. The legal persons for whom such personal data are processed by the Company and any of its Subsidiaries and representatives, including stock brokers, stock record keepers or other consultants. Participant has been informed of his/her right of access and correction to his/her personal data by applying to the Company's director of human resources.
8. Service Rights. Participant may not assign or transfer his or her rights under this Agreement except as expressly provided under the Plan. This Agreement does not create a contract of employment between Participant and the Company or any of its Subsidiaries, and does not give Participant the right to be retained in the service of the Company or any of its Subsidiaries; nor does it imply or confer any other employment or service rights, or confer any ownership, security or other rights to Company assets. The grant provided herein is solely within the discretion of the Company, and no inference should be drawn or permitted that the grant herein suggests that Participant will receive any subsequent grants.

If any subsequent grant is in fact made, it shall be in the sole discretion of the Company, and the Company is under no obligation to make any future grant or to consider making any future grant. The value of the Awarded TVPSUs awarded under the Agreement (either on the Award Date or at the time of vesting) shall not be included as compensation or earnings for purposes of any other benefit plan offered by the Company.

9. Delaware Law. This Agreement and all related matters shall be governed by, and construed and enforced in accordance with, the laws of the State of Delaware, and any applicable federal law.
10. Section 409A. Participant acknowledges that Participant's receipt of certain benefits under this Agreement may be subject to Section 409A of the Code. If the Company determines that Participant has become a "specified employee" (as defined under Section 409A) at the time of termination of service as a Director of the Company, payment shall be delayed until six months and one day following termination of service if the Company determines that such delayed payment is required in order to avoid a prohibited distribution under Section 409A(a)(2) of the Code. In addition, to the extent that Participant's benefits under this Agreement are payable upon a termination of service and are subject to Section 409A, a "termination of service" shall be interpreted to mean a "separation from service" which qualifies as a permitted payment event under Section 409A of the Code.
11. Taxes. The Company is not responsible for any tax consequences to Participant relating to the Agreement. Participant alone is responsible for these tax obligations, and hereby agrees to indemnify the Company from any loss or liability that the Company may suffer or incur as a result of the failure by Participant to pay such tax obligations.
12. Entire Agreement; Interpretation; Amendment. The Plan and this Agreement constitute the entire agreement between the Company and Participant pertaining to the subject matter hereof, supersede all prior or contemporaneous written or verbal agreements and understandings between the parties in connection therewith, and shall not be modified or amended except by written instrument duly signed by the parties. No waiver by either party of any default under the Agreement shall be deemed a waiver of any later default. The various provisions of the Agreement are severable in their entirety. Any determination of invalidity or unenforceability of any one provision shall have no effect on the continuing force and effect of the remaining provisions hereof. The Plan, including the definition of terms therein, is incorporated in this Agreement by reference and made a part hereof. In the event of any conflict between the provisions of the Plan and any related documents and those of this Agreement, the provisions of the Plan and any related documents shall prevail; provided, however, that the Committee shall have the sole and complete authority and discretion to decide any questions concerning the application, interpretation or scope of any of the terms and conditions of this Agreement, and any decisions of the Committee shall be binding and conclusive upon all interested parties. This Agreement shall be binding upon and inure to the benefit of the successors, assigns and heirs of the respective parties.
13. Definitions. In addition to terms defined elsewhere in this Agreement and capitalized terms not defined herein but defined in the Plan which shall control hereunder, the following terms shall have the following meanings:
 - (a) "Beneficial Owner" or "Beneficially Owned" shall have the meaning set forth in Rule 13d-3 under the Securities Exchange Act of 1934, as amended (the "Exchange Act").

- (b) “Change in Control” of the Company shall be deemed to have occurred if, as the result of a single transaction or a series of transactions, the event set forth in any one of the following paragraphs shall have occurred:
- (i) any Person (other than a Permitted Person or Glencore Xtrata plc or any of its subsidiaries, affiliates, successors or assigns (collectively, “Glencore”)) becomes the Beneficial Owner, directly or indirectly, of securities of the Company representing fifty percent (50%) or more of the combined voting power of the Company’s then outstanding voting securities;
 - (ii) Glencore becomes the Beneficial Owner, directly or indirectly, of all of the issued and outstanding voting securities of the Company;
 - (iii) Incumbent Directors at the beginning of any twelve- (12) month period cease at any time and for any reason to constitute a majority of the number of directors then serving on the Board of Directors of the Company. “Incumbent Directors” shall mean directors who either (A) are directors of the Company as of the Award Date; (B) are appointed by or on behalf of Glencore; or (C) are elected, or nominated for election, to the Board of Directors of the Company with the affirmative votes of at least a majority vote of the Incumbent Directors at the time of such election or nomination (but shall not include an individual whose election or nomination is in connection with an actual or threatened election contest by any Person, including but not limited to a consent solicitation, relating to the election of directors to the Board of Directors of the Company);
 - (iv) the approval by the stockholders of the Company of a complete liquidation or dissolution of the Company; or
 - (v) the consummation of (A) a reorganization, merger or consolidation, or sale or disposition by the Company of all or substantially all of the assets of the Company and its subsidiaries to any Person or (B) the acquisition of assets or stock of another Person in exchange for voting securities of the Company (each of (A) and (B) a “Business Combination”), in each case, other than a Business Combination (x) with a Permitted Person or (y) pursuant to which, at least fifty percent (50%) of the combined voting power of the voting securities of the entity resulting from such Business Combination are owned by stockholders of the Company in substantially the same proportions as their ownership of the Company immediately prior to such sale; provided that, any Business Combination with Glencore shall not constitute a Change in Control, unless, as a result of such Business Combination, Glencore (X) owns, directly or indirectly, all or substantially all of the assets of the Company and its subsidiaries or (Y) Beneficially Owns, directly or indirectly, of all of the issued and outstanding voting securities of the Company.
- (c) “Code” shall mean the Internal Revenue Code of 1986, as amended.
- (d) “Disability” means a condition of Participant which, by reason of any medically determinable physical or mental impairment that can be expected to result in death or to last for a continuous period of at least 12 months: (a) makes Participant unable to engage in any substantial gainful activity; or (b) as a result of which Participant is receiving income replacement benefits for a period of not less than 3 months under an accident and health plan covering employees of the Company. If at any time a physician appointed by the Company or its agent or insurer, or the Social Security Administration, makes a determination with respect to Participant’s Disability, that determination

shall be final, conclusive, and binding upon the Company, the Participant, and their successors in interest.

- (e) "Person" shall have the meaning given in Section 3(a)(9) of the Exchange Act, as modified and used in Sections 13(d) and 14(d) thereof, except that such term shall not include (i) the Company or any of its subsidiaries, (ii) a trustee or other fiduciary holding securities under an employee benefit plan sponsored or maintained by the Company or any of its subsidiaries, (iii) an underwriter temporarily holding securities pursuant to an offering of such securities or (iv) a corporation owned, directly or indirectly, by the stockholders of the Company in substantially the same proportions as their ownership of stock of the Company (the entities identified in clauses (i)-(iv), the "Permitted Persons" and each a "Permitted Person").

IN WITNESS WHEREOF, the parties hereto have duly executed this Agreement as of the date first above written. In so executing this Agreement, Participant also hereby acknowledges receipt of a copy of the Plan.

Participant's Signature: _____

Participant's Printed Name: _____

ACCEPTED:

CENTURY ALUMINUM COMPANY

By: _____

Date: _____

Century Aluminum Company
Ratio of Earnings to Fixed Charges

	Year Ended December 31,				
	2011	2012	2013	2014	2015
	<i>(In thousands, except ratios)</i>				
Earnings as Defined in Regulation S-K:					
Pretax income from continuing operations before adjustment for minority interests in consolidated subsidiaries	\$ 22,239	\$ (29,323)	\$ (39,844)	\$ 143,477	\$ (41,122)
Add:					
Fixed charges	23,699	24,030	23,091	22,015	22,402
Distributed income of equity investees	3,056	6,622	—	—	1,866
Subtract:					
Interest capitalized	(531)	(333)	(94)	(268)	(448)
Earnings	<u>\$ 48,463</u>	<u>\$ 996</u>	<u>\$ (16,847)</u>	<u>\$ 165,224</u>	<u>\$ (17,302)</u>
Fixed Charges as Defined in Regulation S-K:					
Interest expensed and capitalized	\$ 21,599	\$ 21,914	\$ 21,601	\$ 20,950	\$ 21,372
Amortized premiums, discounts and capitalized expenses related to indebtedness	2,100	2,116	1,490	1,065	1,030
Total Fixed Charges	<u>\$ 23,699</u>	<u>\$ 24,030</u>	<u>\$ 23,091</u>	<u>\$ 22,015</u>	<u>\$ 22,402</u>
Ratio of Earnings to Fixed Charges	<u>2.04</u>	<u>0.04</u>	<u>-0.73</u>	<u>7.51</u>	<u>-0.77</u>
Dollar amount of the deficiency	<u>—</u>	<u>23,034</u>	<u>39,938</u>	<u>—</u>	<u>39,704</u>

During the period presented, we have not paid any dividends on preferred equity securities. Therefore, the ratio of earnings to combined fixed charges and preferred dividend requirements is the same as the ratio of earnings to fixed charges for the periods presented.

CENTURY ALUMINUM COMPANY
Subsidiaries of the Registrant

Company Name	State or Other Jurisdiction of Incorporation or Organization	Name Under Business is Conducted
Century Aluminum of West Virginia, Inc.	Delaware	Century Aluminum of West Virginia, Inc.
Century Aluminum of South Carolina, Inc.	Delaware	Century Aluminum of South Carolina, Inc.
Century Aluminum Sebree, LLC	Delaware	Century Aluminum Sebree, LLC
Century Marketer LLC	Delaware	Century Marketer LLC
Century California, LLC	Delaware	Century California, LLC
Century Kentucky, Inc.	Delaware	Century Kentucky, Inc.
Century Bermuda I Limited	Bermuda	Century Bermuda I Limited
Century Aluminum Holdings, Inc.	Delaware	Century Aluminum Holdings, Inc.
Metalsco LLC	Georgia	Metalsco LLC
Skyliner LLC	Delaware	Skyliner LLC
NSA General Partnership	Kentucky	NSA GP
Century Aluminum of Kentucky General Partnership	Kentucky	Century Aluminum of Kentucky, GP
Hancock Aluminum LLC	Delaware	Hancock Aluminum, LLC
Century Aluminum of Kentucky LLC	Delaware	Century Aluminum of Kentucky LLC
Century Bermuda II Limited	Bermuda	Century Bermuda II Limited
Nordural Holdings, C.V.	Netherlands	Nordural Holdings, C.V.
Nordural U.S. LLC	Delaware	Nordural U.S. LLC
Nordural Helguvik ehf	Iceland	Nordural Helguvik ehf
Nordural ehf	Iceland	Nordural ehf.
Century Louisiana, Inc.	Delaware	Century Louisiana, Inc.
Century Aluminum Development LLC	Delaware	Century Aluminum Development LLC
Century Aluminum Congo, S.A.	Republic of Congo	Century Aluminum Congo, S.A.
Nordural Grundartangi ehf .	Iceland	Nordural Grundartangi ehf.
Century Aluminum Asia Holdings Limited	Hong Kong	Century Aluminum Asia Holdings Limited
Century Mincenco Holdings Limited	St. Lucia	Century Mincenco Holdings Limited
Century Aluminum Cooperatief U.A.	Netherlands	Century Aluminum Cooperatief U.A.
Century Aluminum Vlissingen B.V.	Netherlands	Century Aluminum Vlissingen B.V.
Century Anodes US, Inc.	California	Century Anodes US, Inc.
Mt. Holly Commerce Park, LLC	South Carolina	Mt. Holly Commerce Park, LLC

CONSENT OF INDEPENDENT REGISTERED PUBLIC ACCOUNTING FIRM

We consent to the incorporation by reference in Registration Statement, No. 333-15689, No. 333-42534, No. 333-65924, No. 333-162624 and No. 333-129698 for the Century Aluminum Company 1996 Stock Incentive Plan, Registration Statement No. 333-15671 for the Century Aluminum Company Non-Employee Directors Stock Option Plan (all on Forms S-8) and Registration Statement No. 333-200001 (on Form S-3) of our reports dated March 4, 2016, relating to the consolidated financial statements and financial statement schedule of Century Aluminum Company and subsidiaries, and the effectiveness of Century Aluminum Company and subsidiaries' internal control over financial reporting, appearing in this Annual Report on Form 10-K of Century Aluminum Company for the year ended December 31, 2015.

/s/ Deloitte & Touche LLP

Pittsburgh, Pennsylvania
March 4, 2016

POWER OF ATTORNEY

I hereby constitute and appoint Jesse E. Gary and Morgan F. Walbridge as my true and lawful attorney-in-fact and agent, with full power of substitution, for me and in my name, in any and all capacities, to sign on my behalf the Annual Report on Form 10-K of Century Aluminum Company for the fiscal year ended December 31, 2015 , and any amendment or supplement thereto; and to file such Annual Report on Form 10-K, and any such amendment or supplement, with the Securities and Exchange Commission and any other appropriate agency pursuant to applicable laws and regulations.

IN WITNESS WHEREOF, I have hereunto set my hand this 8th day of December, 2015.

/s/ Terence Wilkinson

Name: Terence Wilkinson
Director
Century Aluminum Company

POWER OF ATTORNEY

I hereby constitute and appoint Jesse E. Gary and Morgan F. Walbridge as my true and lawful attorney-in-fact and agent, with full power of substitution, for me and in my name, in any and all capacities, to sign on my behalf the Annual Report on Form 10-K of Century Aluminum Company for the fiscal year ended December 31, 2015 , and any amendment or supplement thereto; and to file such Annual Report on Form 10-K, and any such amendment or supplement, with the Securities and Exchange Commission and any other appropriate agency pursuant to applicable laws and regulations.

IN WITNESS WHEREOF, I have hereunto set my hand this 8th day of December, 2015.

/s/ Jarl Berntzen

Name: Jarl Berntzen
Director
Century Aluminum Company

POWER OF ATTORNEY

I hereby constitute and appoint Jesse E. Gary and Morgan F. Walbridge as my true and lawful attorney-in-fact and agent, with full power of substitution, for me and in my name, in any and all capacities, to sign on my behalf the Annual Report on Form 10-K of Century Aluminum Company for the fiscal year ended December 31, 2015 , and any amendment or supplement thereto; and to file such Annual Report on Form 10-K, and any such amendment or supplement, with the Securities and Exchange Commission and any other appropriate agency pursuant to applicable laws and regulations.

IN WITNESS WHEREOF, I have hereunto set my hand this 8th day of December, 2015.

/s/ Errol Glasser

Name: Errol Glasser
Director
Century Aluminum Company

POWER OF ATTORNEY

I hereby constitute and appoint Jesse E. Gary and Morgan F. Walbridge as my true and lawful attorney-in-fact and agent, with full power of substitution, for me and in my name, in any and all capacities, to sign on my behalf the Annual Report on Form 10-K of Century Aluminum Company for the fiscal year ended December 31, 2015 , and any amendment or supplement thereto; and to file such Annual Report on Form 10-K, and any such amendment or supplement, with the Securities and Exchange Commission and any other appropriate agency pursuant to applicable laws and regulations.

IN WITNESS WHEREOF, I have hereunto set my hand this 8th day of December, 2015.

/s/ Daniel Goldberg

Name: Daniel Goldberg

Director

Century Aluminum Company

**CERTIFICATION OF DISCLOSURE IN CENTURY ALUMINUM COMPANY'S
ANNUAL REPORT FILED ON FORM 10-K**

I, Michael A. Bless, certify that:

- 1) I have reviewed this annual report on Form 10-K of Century Aluminum Company;
- 2) Based on my knowledge, this report does not contain any untrue statement of a material fact or omit to state a material fact necessary to make the statements made, in light of the circumstances under which such statements were made, not misleading with respect to the period covered by this report;
- 3) Based on my knowledge, the financial statements, and other financial information included in this report, fairly present in all material respects the financial condition, results of operations and cash flows of the registrant as of, and for, the periods presented in this report;
- 4) The registrant's other certifying officer(s) and I are responsible for establishing and maintaining disclosure controls and procedures (as defined in Exchange Act Rules 13a-15(e) and 15d-15(e)) and internal control over financial reporting (as defined in Exchange Act Rules 13a-15(f) and 15d-15(f)) for the registrant and have:
 - a) Designed such disclosure controls and procedures, or caused such disclosure controls and procedures to be designed under our supervision, to ensure that material information relating to the registrant, including its consolidated subsidiaries, is made known to us by others within those entities, particularly during the period in which this report is being prepared;
 - b) Designed such internal control over financial reporting, or caused such internal control over financial reporting to be designed under our supervision, to provide reasonable assurance regarding the reliability of financial reporting and the preparation of financial statements for external purposes in accordance with generally accepted accounting principles;
 - c) Evaluated the effectiveness of the registrant's disclosure controls and procedures and presented in this report our conclusions about the effectiveness of the disclosure controls and procedures, as of the end of the period covered by this report based on such evaluation; and
 - d) Disclosed in this report any change in the registrant's internal control over financial reporting that occurred during the registrant's most recent fiscal quarter (the registrant's fourth fiscal quarter in the case of an annual report) that has materially affected, or is reasonably likely to materially affect, the registrant's internal control over financial reporting; and
- 5) The registrant's other certifying officer(s) and I have disclosed, based on our most recent evaluation of internal control over financial reporting, to the registrant's auditors and the audit committee of the registrant's board of directors (or persons performing the equivalent functions):
 - a) All significant deficiencies and material weaknesses in the design or operation of internal control over financial reporting which are reasonably likely to adversely affect the registrant's ability to record, process, summarize and report financial information; and
 - b) Any fraud, whether or not material, that involves management or other employees who have a significant role in the registrant's internal control over financial reporting.

Date: March 4, 2016

/s/ MICHAEL A. BLESS

Name: Michael A. Bless

Title: President and Chief Executive Officer
(Principal Executive Officer)

**CERTIFICATION OF DISCLOSURE IN CENTURY ALUMINUM COMPANY'S
ANNUAL REPORT FILED ON FORM 10-K**

I, Rick T. Dillon, certify that:

- 1) I have reviewed this annual report on Form 10-K of Century Aluminum Company;
- 2) Based on my knowledge, this report does not contain any untrue statement of a material fact or omit to state a material fact necessary to make the statements made, in light of the circumstances under which such statements were made, not misleading with respect to the period covered by this report;
- 3) Based on my knowledge, the financial statements, and other financial information included in this report, fairly present in all material respects the financial condition, results of operations and cash flows of the registrant as of, and for, the periods presented in this report;
- 4) The registrant's other certifying officer(s) and I are responsible for establishing and maintaining disclosure controls and procedures (as defined in Exchange Act Rules 13a-15(e) and 15d-15(e)) and internal control over financial reporting (as defined in Exchange Act Rules 13a-15(f) and 15d-15(f)) for the registrant and have:
 - a) Designed such disclosure controls and procedures, or caused such disclosure controls and procedures to be designed under our supervision, to ensure that material information relating to the registrant, including its consolidated subsidiaries, is made known to us by others within those entities, particularly during the period in which this report is being prepared;
 - b) Designed such internal control over financial reporting, or caused such internal control over financial reporting to be designed under our supervision, to provide reasonable assurance regarding the reliability of financial reporting and the preparation of financial statements for external purposes in accordance with generally accepted accounting principles;
 - c) Evaluated the effectiveness of the registrant's disclosure controls and procedures and presented in this report our conclusions about the effectiveness of the disclosure controls and procedures, as of the end of the period covered by this report based on such evaluation; and
 - d) Disclosed in this report any change in the registrant's internal control over financial reporting that occurred during the registrant's most recent fiscal quarter (the registrant's fourth fiscal quarter in the case of an annual report) that has materially affected, or is reasonably likely to materially affect, the registrant's internal control over financial reporting; and
- 5) The registrant's other certifying officer(s) and I have disclosed, based on our most recent evaluation of internal control over financial reporting, to the registrant's auditors and the audit committee of the registrant's board of directors (or persons performing the equivalent functions):
 - a) All significant deficiencies and material weaknesses in the design or operation of internal control over financial reporting which are reasonably likely to adversely affect the registrant's ability to record, process, summarize and report financial information; and
 - b) Any fraud, whether or not material, that involves management or other employees who have a significant role in the registrant's internal control over financial reporting.

Date: March 4, 2016

/s/ RICK T. DILLON

Name: Rick T. Dillon

Title: Executive Vice President and Chief Financial Officer
(Principal Financial Officer)

Certification pursuant to Section 906 of the Sarbanes-Oxley Act of 2002 (18 U.S.C. 1350)

In connection with the annual report on Form 10-K of Century Aluminum Company (the "Company") for the fiscal year ended December 31, 2015, as filed with the Securities and Exchange Commission on the date hereof (the "Report"), Michael A. Bless, as President and Chief Executive Officer of the Company, hereby certifies, pursuant to 18 U.S.C. Section 1350, as adopted, pursuant to Section 906 of the Sarbanes-Oxley Act of 2002, that, to the best of his knowledge:

1. This Report fully complies with the requirements of Section 13(a) or 15(d) of the Securities Exchange Act of 1934; and
2. The information contained in this Report fairly presents, in all material respects, the financial condition and results of operations of the Company.

/s/ MICHAEL A. BLESS

By: Michael A. Bless

Title: President and Chief Executive Officer (Principal Executive Officer)

Date: March 4, 2016

A signed original of this written statement required by Section 906 has been provided to the Company and will be retained by the Company and furnished to the Securities and Exchange Commission or its staff upon request.

Certification pursuant to Section 906 of the Sarbanes-Oxley Act of 2002 (18 U.S.C. 1350)

In connection with the annual report on Form 10-K of Century Aluminum Company (the "Company") for the fiscal year ended December 31, 2015, as filed with the Securities and Exchange Commission on the date hereof (the "Report"), Rick T. Dillon, as Executive Vice President and Chief Financial Officer of the Company, hereby certifies, pursuant to 18 U.S.C. Section 1350, as adopted, pursuant to Section 906 of the Sarbanes-Oxley Act of 2002, that, to the best of his knowledge:

1. This Report fully complies with the requirements of Section 13(a) or 15(d) of the Securities Exchange Act of 1934; and
2. The information contained in this Report fairly presents, in all material respects, the financial condition and results of operations of the Company.

/s/ RICK T. DILLON

By: Rick T. Dillon

Title: Executive Vice President and Chief Financial Officer (Principal Financial Officer)

Date: March 4, 2016

A signed original of this written statement required by Section 906 has been provided to the Company and will be retained by the Company and furnished to the Securities and Exchange Commission or its staff upon request.